

Analytics and reporting tools for academia





Table of contents

Using analytics and reporting tools in CYPHER	3
Analytics	4
Site-wide	4
Classes and paths	8
Groups and Teams	18
User profile	20
Reporting tools	22
Built-in reports	22
Custom reports	28
About CYPHER Learning®	33



CYPHER makes it easy to gain insight into different areas such as the portal, classes, learning paths, groups, users, and more.

Using analytics and reporting tools in CYPHER

CYPHER provides a **comprehensive set of analytics and reporting tools** that schools can use to retrieve valuable data about multiple areas of the platform.

Users have access to different analytics and reporting functionalities that offer relevant information about the school's online educational activity. Our tools ensure the **continuous monitoring of teaching and learning activities**, as well as pinpointing problematic areas that need to be addressed.



Analytics

CYPHER makes it easy to gain insight into different areas such as the portal, classes, learning paths, groups, users, and more. You can **generate instant and up-to-date**

information on students' progress and identify the students that are doing well and the ones that might need some extra help.

Site-wide analytics

Administrators have access to a great variety of site-wide analytics for area such as **classes, users, organizations**, and more.

Classes and paths

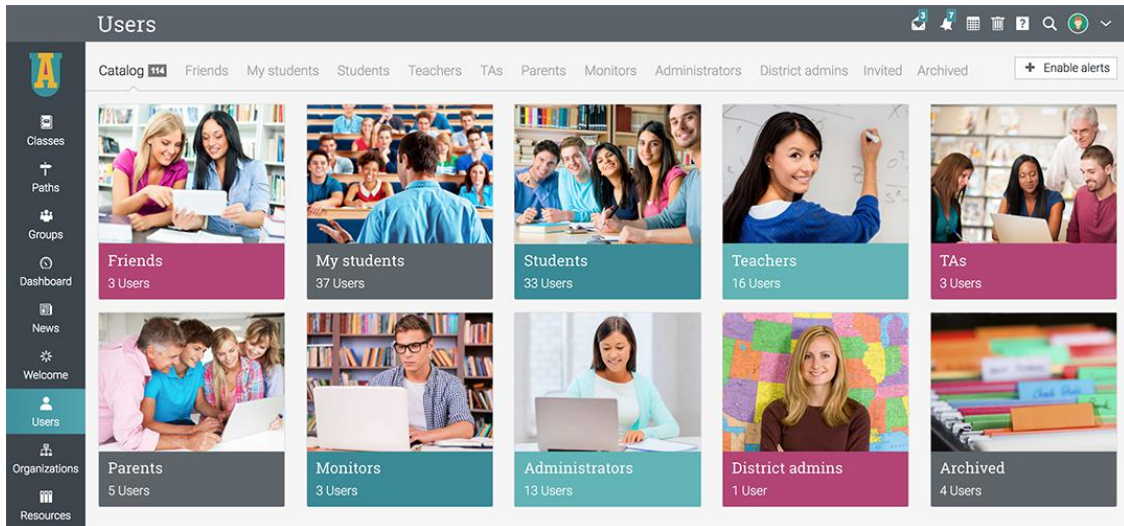
In the Classes area, **administrators can see all the classes and paths in the platform** and information about which ones are active,

deleted, and archived. This includes data regarding the number of active students, completed students, and more.

Class	Info	Subject	Teacher	Students	Completed	Deactivated
Advanced Photography C2 - S4		Education	Zsolt Bertalan	9		
Analog Photography		Art	Zsolt Bertalan	5	3	
Artistic Photography C5 - S2		Fine Arts	Zsolt Bertalan	8		
Composition and Storytelling H8D9 - 9D7D9		Art	Alina Toderascu	13	3	
Food and Product Photography C12 - S6		Visual Arts	Armando Rangel	8		
Graphic Design Fundamentals		Art	Zsolt Bertalan	3	3	
How to use your DSLR		Art	Karen Richards	19	3	
Light in Photography C3 - S5		Fine Arts	Julie Andrews	19	2	
Nature photography		Art	Joshua Morris	2		
Portrait Photography JFNFL - FB99F		Visual Arts	Alina Toderascu	1		17
Sport Photography C8 - S7		Art	Joshua Morris	10	4	
Underwater Photography		Art	Julie Andrews	10	4	
Wildlife Photography C6 - S8		Visual Arts	Alina Toderascu	10	1	

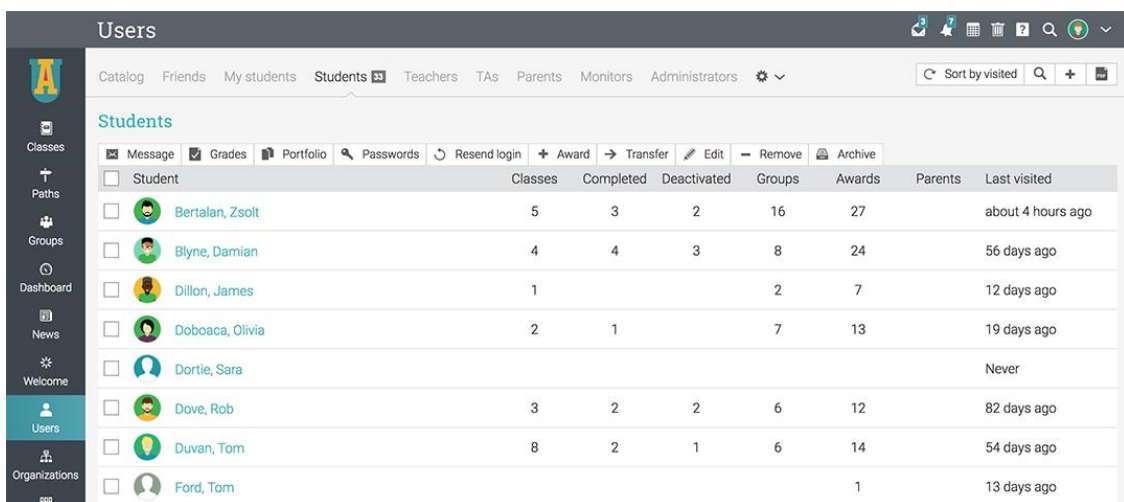
Users catalog

The Users catalog **lists users by account type** with a set of relevant information for each category.



In the Students tab, the available information includes the number of **active, completed, and deactivated classes**. You can also see

the number of groups, **the time since the student last visited the portal**, and more.



Organizations

Administrators can see **details about each organization** within the platform in the Organizations area of the portal.

Organization	Default	Students	Teachers	TAs	Parents	Monitors	Administrators	Classes	Paths	Groups	Internal?
Admission board			1	1	1	1	1				✓
School Management											
University of Arts	👑	33	15	2	4	2	12	13	3	19	✓

For each organization, you can see the **list of users by type, the number of classes,**

learning paths, groups, the list of purchases, and more.

Student	Classes	Completed	Deactivated	Groups	Awards	Parents	Last visited
Bertalan, Zsolt	5	3	2	16	27		about 4 hours ago
Blyne, Damian	4	4	3	8	24		56 days ago
Dillon, James	1			2	7		12 days ago
Doboaca, Olivia	2	1		7	13		19 days ago
Dortie, Sara							Never
Dove, Rob	3	2	2	6	12		82 days ago

E-commerce

If e-commerce is enabled, administrators can see the purchases made by users. They can access the Summary page of the purchases

that **lists completed and incomplete orders, prices, and purchase details for each item.**

E-commerce Summary

Status
E-commerce is currently enabled.
[Disable](#)

Order summary

Status	Orders	Quantity	Minimum	Maximum	Average	Total
Completed	14	19	\$15.00	\$51.20	\$24.56	\$343.85
Incomplete	-	-	-	-	-	-

[Report](#)

Item summary

Item	For sale	Sold	Total	Average
Class	5	13	\$343	\$26.38
Bundle	1	-	\$0	-
Digital media	1	1	\$30	\$30
Subscription	2	-	\$0	-

Compliance

In the Compliance tab, administrators can see the **classes required for compliance,**

the **number of users who are compliant,** in progress or non-compliant.

Compliance

Classes 3

Courses required for compliance

Course	✓ Compliant	~ In progress	✗ Non-compliant
Advanced Photography C2 - S4	-	9	-
Analog Photography	3	5	-
How to use your DSLR	3	19	-

Classes and Paths

Teachers have access to a wide range of analytics that offer an instant overview on different areas of the class such as

its **lessons, assignments**, and information about students' **progress** and **mastery**.

Lessons

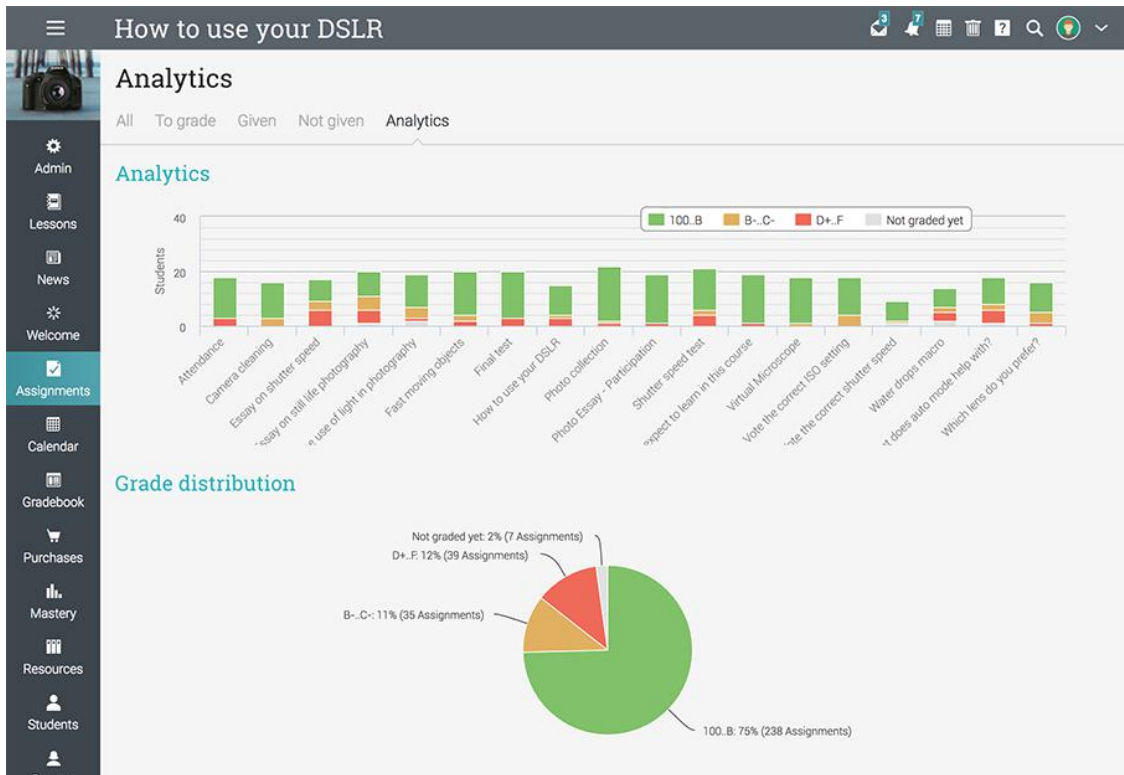
From the Lessons page, teachers can see the **lessons progress** and how much time students spent in each lesson.



You can generate instant and up-to-date information on students' progress and identify the students that are doing well and the ones that might need some extra help.

Assignments

In the Assignments tab, teachers can see all the assignments with details such as the **grades**, **scores**, **submissions due**, and more.



Gradebook

In the Gradebook, teachers can see the **grades of all students** in the class for all the class assignments.

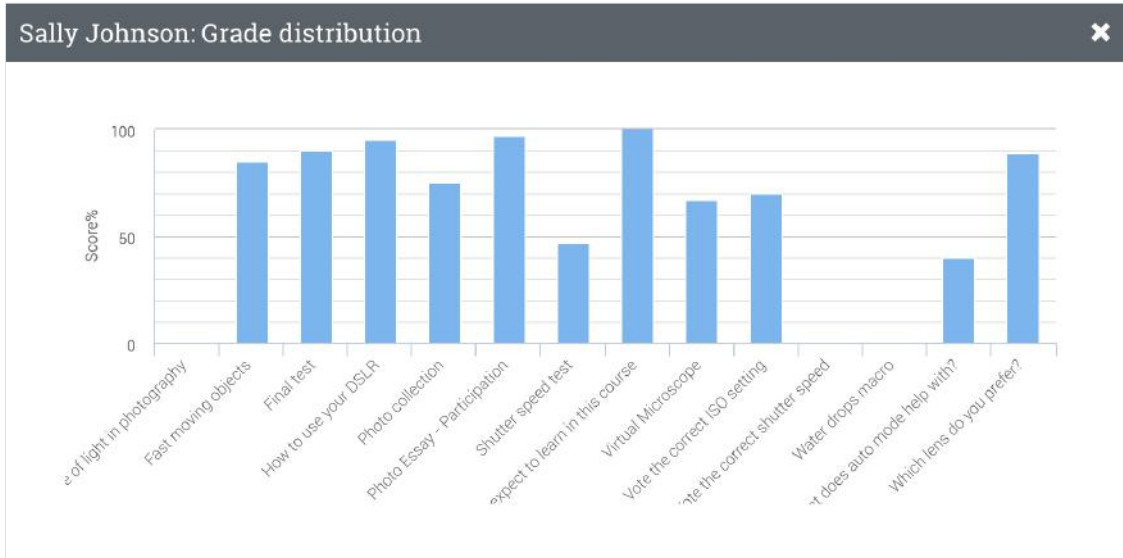
Gradebook

Assessments by descending due Students by first name All categories

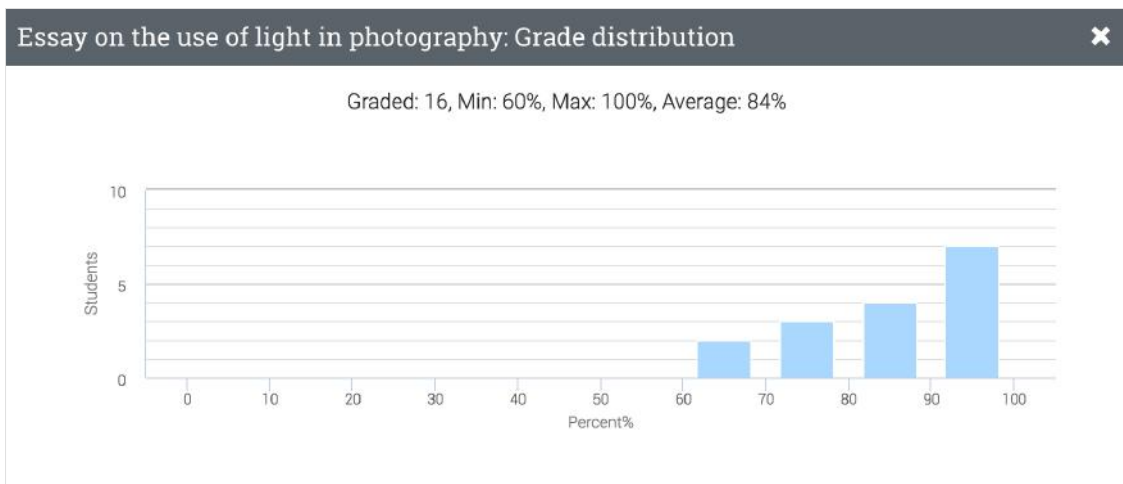
Assessments	Photo Essay - Participation	Attendance	Essay on shutter speed	Essay on still life photog...	Essay on the use of light...	Fast moving objects	Final test	How to use your DSLR	Photo	
Category	-	Participation	Homework	Test	Participation	-	Test	-	-	
Due	Dec 31	Dec 31	Dec 31	Dec 31	Dec 31	Dec 31	Dec 31	Dec 31	D	
Students	100	50/ec	100/ec/p	100	100	100	10	100		
Bertalan, Zsolt	92%	A	90	50	-	60	60	96	0	100
Byrne, Damian	86%	A-	80	50	-	0	80	85	9	95
Corser, Troy	94%	A	95	50	-	90	80	95	8	96
Dillon, James	69%	C+			-	50	100		9	0
Doboaca, Olivia	86%	A-	89	0	-	70	70	96	5	89
Dove, Rob	80%	B+	96	0	-	65			10	68
Jackson, Phil	73%	B-	100		-	90	70	88	9	88

Teachers can **generate more in depth analytics** for each user and assignment. For example, they can generate a grade report

that list all the grades for a student and a corresponding chart.



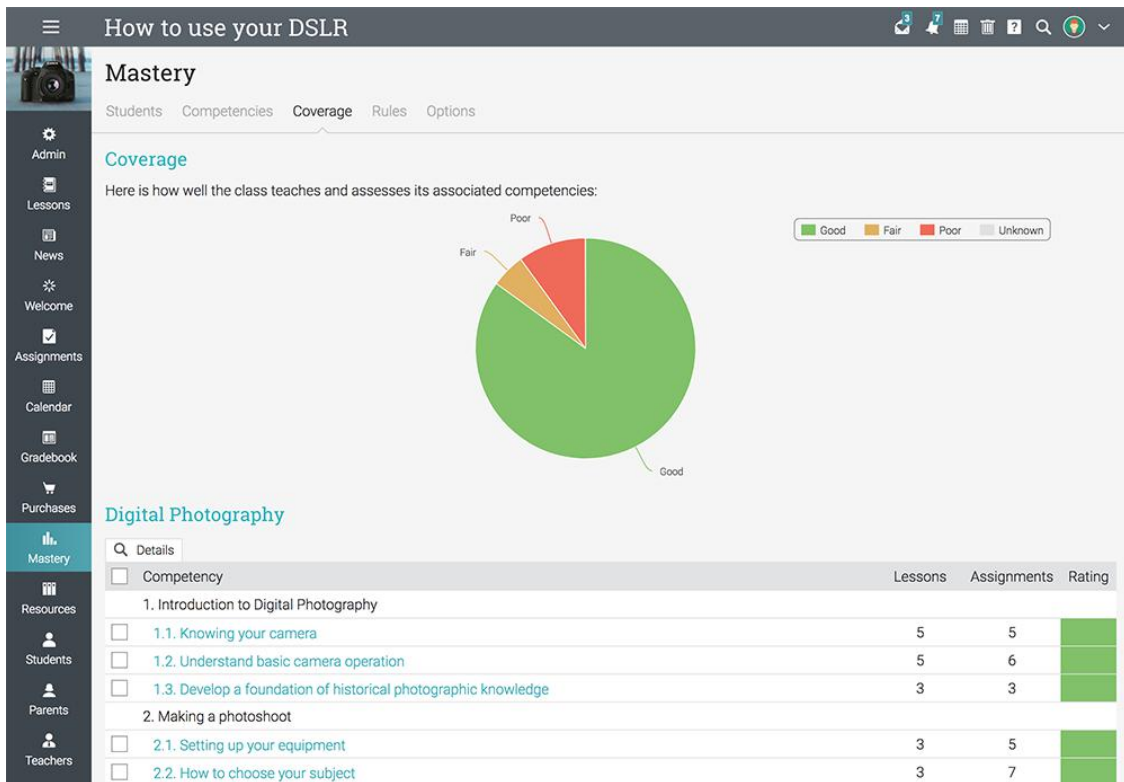
Teachers can also see in the **gradebook analytics for each assignment**.



Mastery

If the class has associated competencies, teachers can see in the Mastery tab a **coverage analysis** of how well the class

covers the concepts that it should be teaching and assessing.



The mastery grid lists the students and their **mastery level for each competency**.

The screenshot shows the 'Mastery' tab with a 'Students by last name' dropdown and a mastery grid.

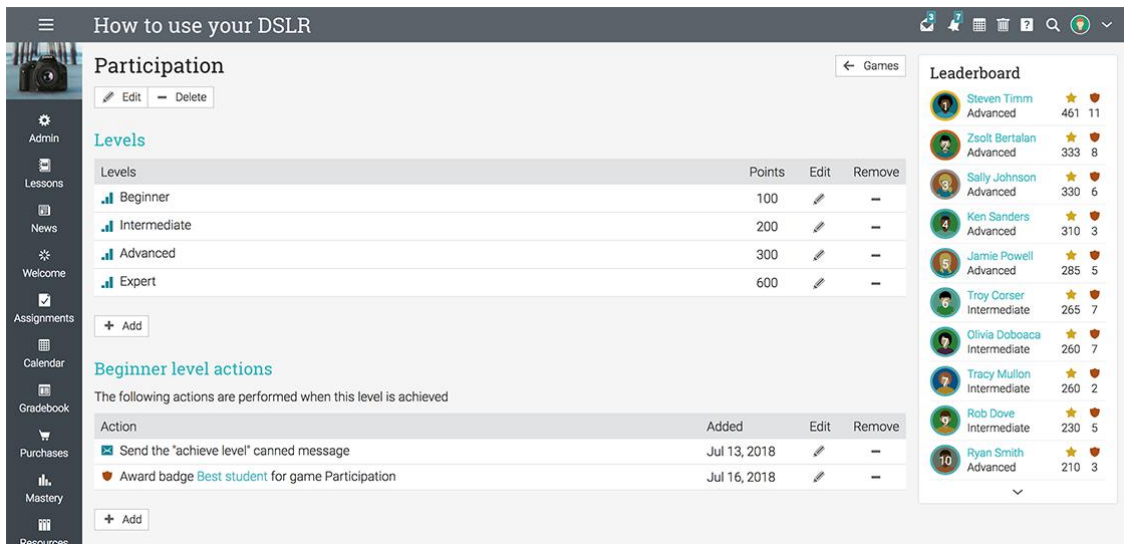
Mastery Grid:

Competencies	Code	Introduction to Digital...	Knowing your camera	Understand basic camera...	Develop a foundation of...	Making a photoshoot	Setting up your equipment	How to choose your subject	Composition basics	Understand basic...	Understanding of patterns, lin...
		1	1.1	1.2	1.3	2	2.1	2.2	3	3.1	3.2
Average		74%	79%	71%	74%	73%	70%	75%	78%	73%	79%
Bertalan, Zsolt	67%	87%	97%	80%	83%	85%	86%	84%	59%	50%	47%
Blyne, Damian	76%	66%	68%	54%	75%	63%	54%	71%	78%	64%	85%
Corser, Troy	72%	72%	69%	61%	85%	70%	56%	84%	77%	74%	68%
Dillon, James	91%	88%		75%	100%	63%	50%	75%	92%	81%	96%
Dobosca, Olivia	68%	70%	63%	66%	80%	69%	59%	79%	68%	64%	62%
Dove, Rob	70%	30%	27%	63%	0%	60%	63%	57%	63%	88%	100%

Games

If the class has a game, teachers can see the **game leaderboard** which lists all the students and their **rankings** in the game.

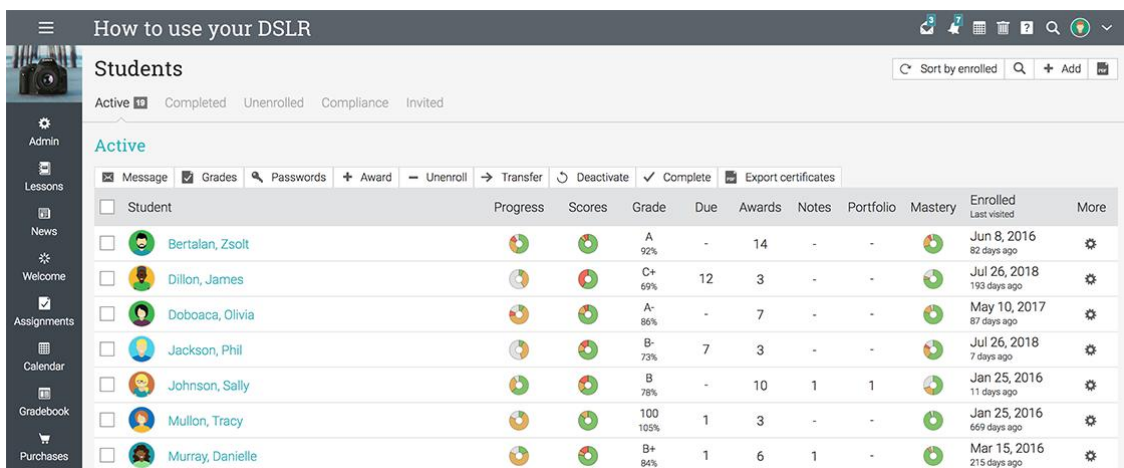
Teachers can also see a game overview with the **levels, the badges and points** that are awarded, and the full leaderboard.



Students

In the Students tab, teachers can get a **detailed overview of the students progress** in the class. Students are organized by active, completed, unenrolled, invited, and

more. Teachers can see for each student the grade, score, progress, mastery, number of assignments due, number of awards, and more.



In the **Grades section**, teachers can see the grade for each student on assignments, if there are any assignments due, and more.

The screenshot shows the 'Grades' section for a student named Sally Johnson. The interface includes a sidebar with navigation options like Admin, Lessons, News, Welcome, Assignments, Calendar, Gradebook, and Purchases. The main content area displays a table of assignments with columns for Assignment, Due, % of overall, Graded, Score, and Grade.

Assignment	Due	% of overall	Graded	Score	Grade
Which lens do you prefer? <i>Choosing the right lens</i>	Dec 31 12:00 am	9.1	✓	89/100 89%	A-
What does auto mode help with? ★ <i>Overview of the most basic camera settings - Test</i>	Dec 31 12:00 am	9.1	✓	40/100 40%	D-
Water drops macro ★ <i>Macros - Homework (Extra credit)</i>	Dec 31 12:00 am	-	✗	?/100	?
Vote the correct shutter speed <i>Shutter speed and aperture - Quiz</i>	Dec 31 12:00 am	-	✗	?/100	?
Vote the correct ISO setting <i>How to choose the correct ISO setting - Test</i>	Dec 31 12:00 am	9.1	✓	70/100 70%	B-
Virtual Microscope <i>Understanding light in photography</i>	Dec 31 12:00 am	9.1	✓	67/100 67%	C+
Survey on what you expect to learn in this course <i>Introduction</i>	Dec 31 12:00 am	9.1	✓	100/100 100%	100

The **Completion section**, lists each lesson and its progress or completion status.

The screenshot shows the 'Completion' section for a student named Sally Johnson. The interface includes a sidebar with navigation options like Admin, Start, Assignments, Gradebook, Mastery, Resources, Students, Parents, Teachers, TAs, Games, Seating chart, and Attendance. The main content area displays a list of lessons and sections with their completion status.

Section	Submitted	Score	Due	Status
1. Introduction Welcome to the class! Here you will learn about everything you need to know about how to use your DSLR camera! Completed ✓				
Survey on what you expect to learn in this course	✓	100/100	Dec 31	✓
Digital Photography as a job				✓
2. How to photograph still objects Students will learn the basics of still life photography, how to shoot objects, and work with shadows. 33% Resume ▶				
Still life photography				✓
Quiz: Shooting still life			Dec 31	>
5 shutter speed tips for video				>
3. Understanding light in photography In this lesson we will learn what is the importance and use of light, and how to combine light and color to obtain certain effects. Not started				

In the **Activity section**, teachers can see the students activity in the class.

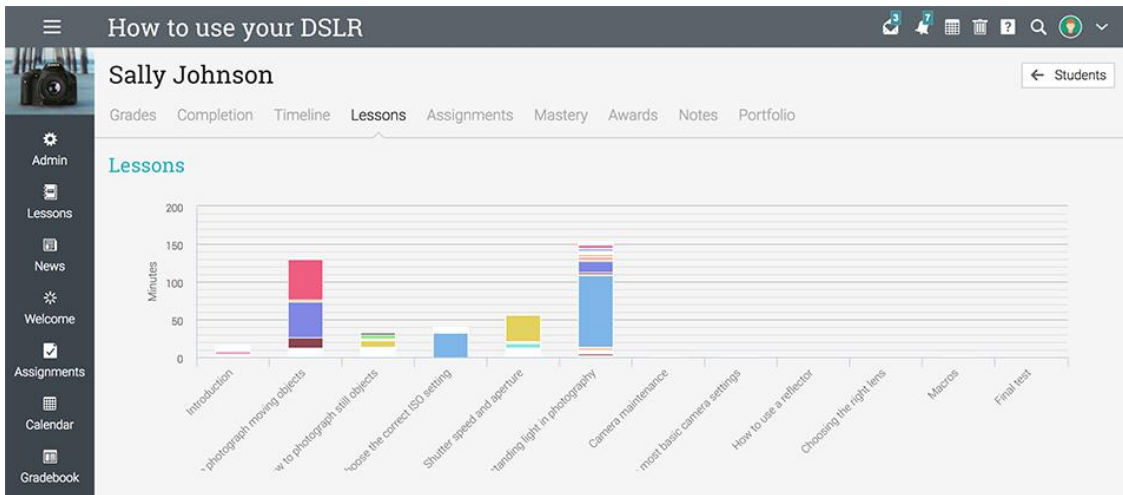
How to use your DSLR | Sally Johnson | Activity | Grades | Completion | Lessons | Assignments | Mastery | Awards | Notes | Portfolio | Completion histories

Activity

This student has been active on 2 days:

- Thu Jul 18, 2019
 - Reactivated
- Thu Mar 30, 2023
 - Enrolled
 - Visited, Completed #1 Introduction > Introduction (00:00:08)
 - Visited, Completed #1 Introduction > Digital Photography as a job (00:00:10)
 - Visited, Completed #2 How to photograph still objects > Still life photography (00:00:39)
 - Completed lesson 1. Introduction
 - Submitted, Completed Survey on what you expect to learn in this course (100%, 100, 00:00:11)
 - Game Participation: Awarded badge Good start, For completing assignment Survey on what you expect to learn in this course.
 - Game Participation: Awarded badge Good student, For completing section Introduction.
 - Game Participation: Awarded badge Best student, For completing lesson Introduction.
 - Game Participation: Awarded 25 points, For completing lesson Introduction.
 - Game Participation: Awarded 43 points, For completing section Introduction.

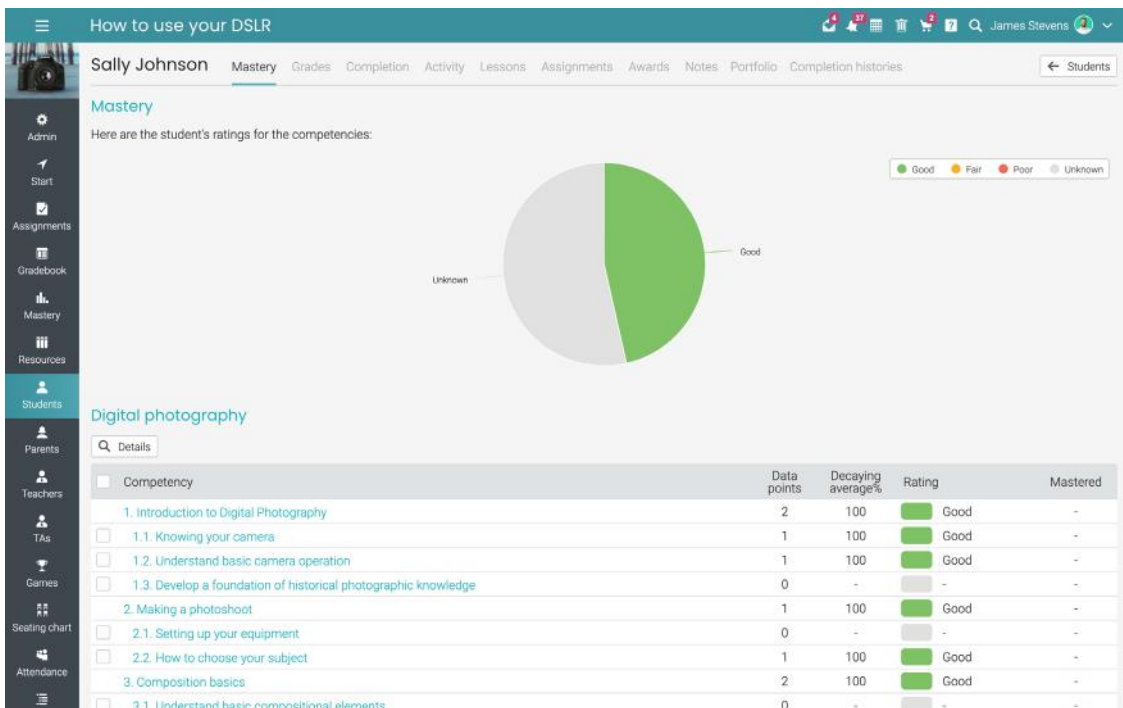
In the **Lessons section**, teachers can see the time spent in each lesson by the student.



In the **Assignments** section, teachers can see analytics for the student's assignments.



In the **Mastery** section, teachers can see the mastery progress of the student.



In the **Awards section**, teachers can see the awards that the student received so far.

How to use your DSLR

Sally Johnson

Grades Completion Timeline Lessons Assignments Mastery **Awards 10** Notes Portfolio

Awards

<input type="checkbox"/> Award	Awarded	Expires	Note	Edit	Print
<input type="checkbox"/> Great job Badge	Feb 18, 2016	-	-		
<input type="checkbox"/> Great job Badge	May 25, 2017	-	-		
<input type="checkbox"/> Problem solver Badge	Jan 3, 2017	-	-		
<input type="checkbox"/> Gold star Badge	Feb 18, 2016	-	-		
<input type="checkbox"/> Gold star Badge	Apr 5, 2017	-	-		
<input type="checkbox"/> Participation Badge	Aug 23, 2017	-	-		
<input type="checkbox"/> Completion certificate Certificate	Mar 13, 2018	-	-		
<input type="checkbox"/> Excellent Job Badge	Apr 19, 2018	-	-		

Teachers

The Teachers area **lists all the teachers of the class**, the time since a teacher last visited the site, and the owner of the class.

How to use your DSLR

Teachers

Message Remove

<input type="checkbox"/> Teacher	Owner?	Last visited
<input type="checkbox"/> Andrews, Julie	<input type="radio"/>	6 days ago
<input type="checkbox"/> Bertalan, Zsolt	<input type="radio"/>	about 4 hours ago
<input type="checkbox"/> Doboaca, Olivia	<input type="radio"/>	19 days ago
<input type="checkbox"/> Glass, Graham	<input type="radio"/>	23 days ago
<input type="checkbox"/> Mihai, Livia	<input type="radio"/>	517 days ago

TAs

In the TAs tab, teachers can see the **list of teaching assistants in the class**. They can

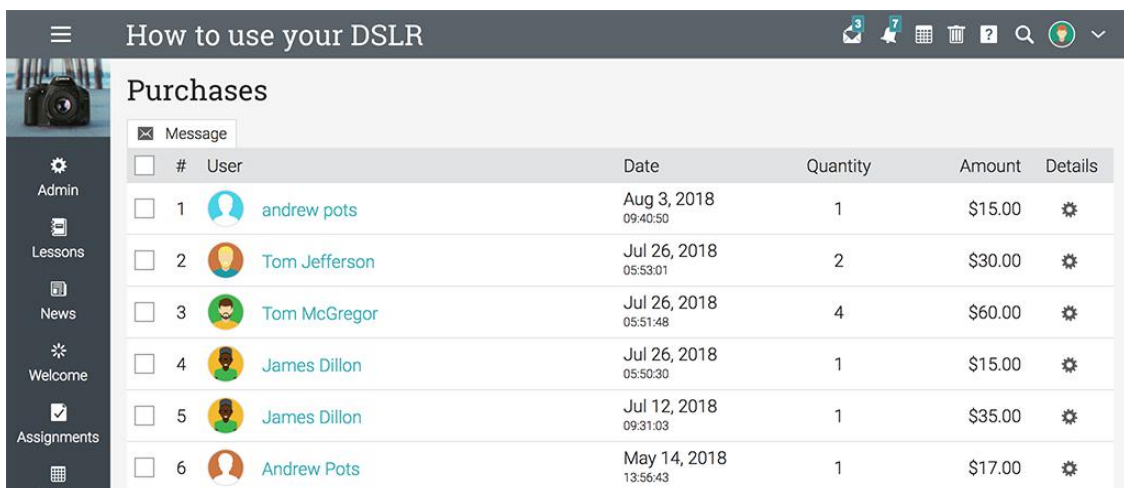
also see the time since TAs last visited the site.



Purchases

If e-commerce is enabled, in the Purchases tab teachers can see the **list of students who purchased the class**, the number of

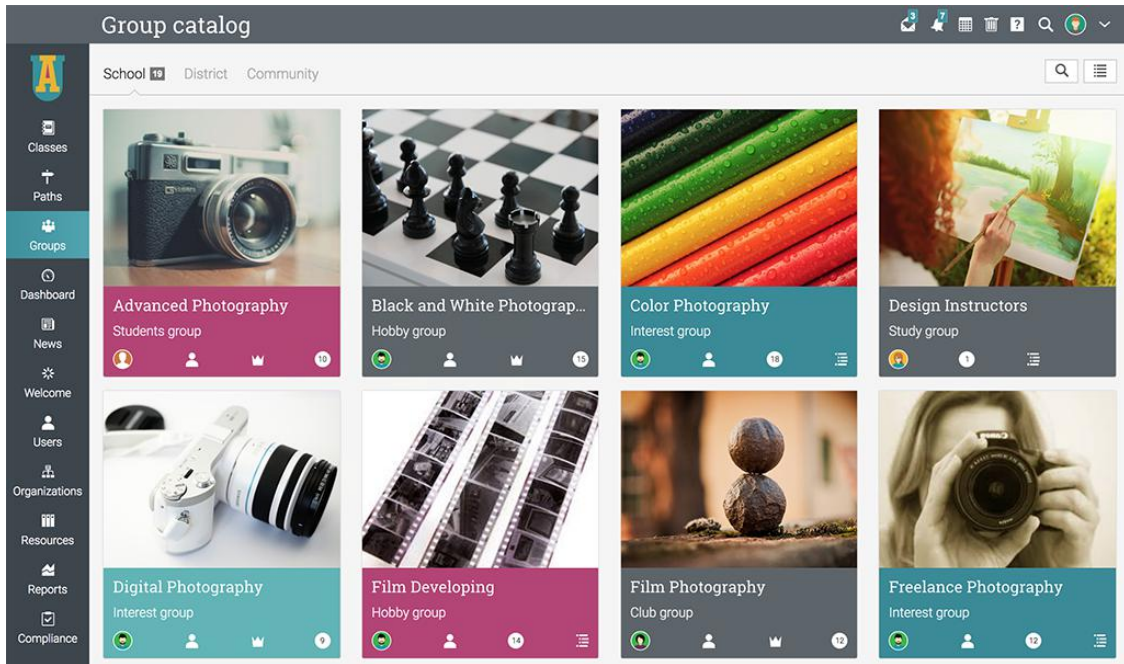
items purchased, the total amount, and the purchase date.



Groups and Teams

Groups and Teams are a **great way for users to collaborate and share ideas**. Analytics for

groups and teams offer information about their members, admins, leaders, and more.



Members

The Members tab **lists all the users who are members of the group or team**. They can also

see when other group members joined the group and when they last visited the group.



Admins

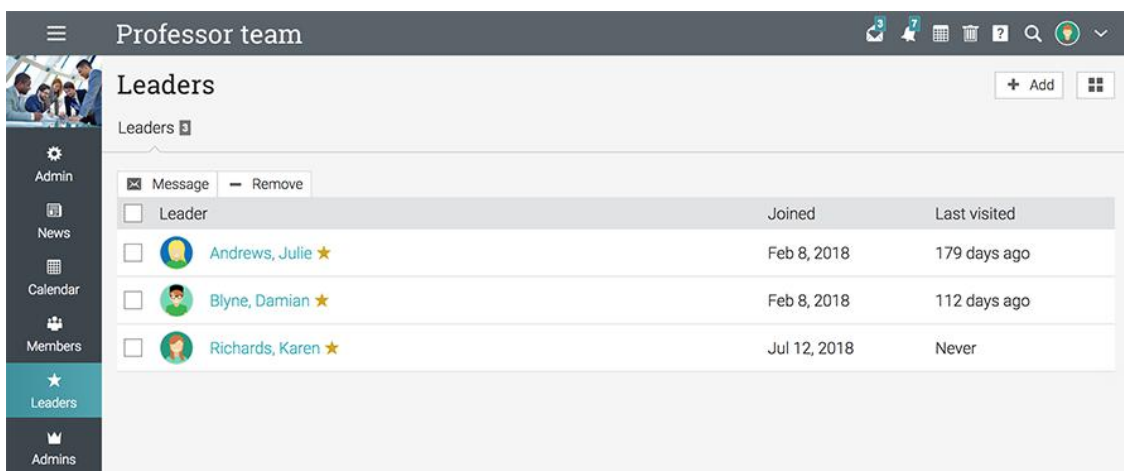
The Admins tab lists **all the users who are administrators of the group or team**. They

can also see when group admins joined the group and when they last visited the group.



Leaders

The Leaders tab is only **available for Teams** and lists all the users who are leaders of the



User profile

On the profile of a user, **administrators and teachers can see various analytics for the user.**

Enrolled

In the Enrolled tab, teachers and administrators can see the list of classes the student is enrolled in. The available data

for each class shows information about the **student's progress, grade, due assignments, mastery level,** and more.

The screenshot shows a user profile for Sally Johnson, a student at the University of Arts Schools in CA. The 'Enrolled' tab is active, displaying a table of classes with columns for Name, Progress, Scores, Grade, Due, Mastery, Time, and Enrolled. The table lists several photography-related courses with their respective progress indicators and scores.

Name	Progress	Scores	Grade	Due	Mastery	Time	Enrolled	More
Advanced Photography C2 S4			C 64%	4	-	00:21:28	May 9, 2017 126 days ago	
Analog Photography			100 100%	1			Sep 13, 2020 273 days ago	
Composition and Storytelling HB09 90709			100 100%	-			Sep 13, 2020 361 days ago	
Event photography			F 0%	-			Feb 11, 2022 Never	
Food and Product Photography C12 S6			F 0%	1		00:00:10	Sep 13, 2020 713 days ago	
Graphic Design Fundamentals			-	-	-	00:00:28	Sep 23, 2021 128 days ago	
How to use your DSLR			100 100%	19		00:00:57	Mar 30, 2023 36 days ago	



Our tools ensure the continuous monitoring of teaching and learning activities, as well as pinpointing problematic areas that need to be addressed.

Completed

In the Completed tab, teachers and administrators can see the **classes the student completed**.

Name	Progress	Scores	Grade	Due	Mastery	Completed	More
Demo Course <small>Deactivated</small>	✓	100%	100%	-	✓	Aug 19, 2016 <small>2537 days ago</small>	⋮
Pet Photography <small>C14 - SS</small>	✓	-	-	-	-	Jun 20, 2022 <small>459 days ago</small>	⋮

About and Info

In the About and Info sections, teachers and administrators can see basic information about the student such as their

awards, badges, account details, contact information, number of logins, time since their last login, and more.

About

I'm Sally from Seattle, Washington, I graduated with a B.S. in Modern Arts from Arizona State University. From there, I moved to Los Angeles to learn more about photography and film making. My work is centered around still life photography and underwater film making. Most recently I worked as a co-producer on a documentary about the life of sea lions.

Awards 90

Certificate	Class	Awarded
Certificate of completion	How to use your DSLR	Aug 4, 2021
Visual Arts Basics	How to use your DSLR	Aug 4, 2021
Certificate of completion	Nature photography	Sep 13, 2020
Language certificate	-	Sep 24, 2019
Photography certificate	Demo Course	Aug 19, 2016

Reporting tools

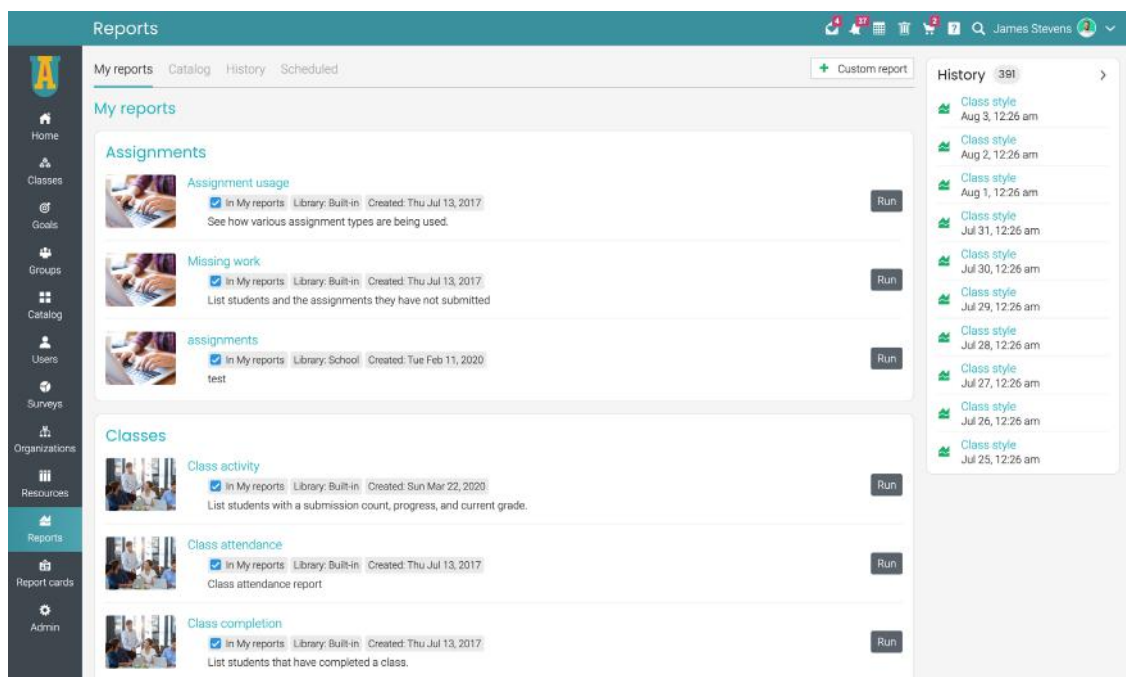
Administrators and teachers can **stay informed about various aspects of the platform** by running built-in reports or create

custom reports. Users can save reports, see a reports history, and schedule reports to be delivered at a certain time and date.

Built-in reports

Administrators and teachers can **create charts and reports of important data** such as assignment grades, lesson progress,

missing work, class status, class completion, and more.



The **Assignment usage report** shows the various assignment types in the platform and how they are used.

Reports Assignment usage

Run at: Thu Jul 26, 2018, 10:20 am
 Period: May 1, 2018 .. Jul 26, 2018
 Organizations: University of Arts

Teacher	Quiz	Essay	Offline	Dropbox	Survey	Discussion	Debate	Team	Turnitin	SCORM	Attendance
Andrews, Julie	-	3	-	-	3	-	-	-	-	2	-
Bertalan, Zsolt	4	3	-	-	5	-	-	-	-	2	-
Doboaca, Olivia	4	5	-	-	3	1	2	1	-	2	-
Frey, John	-	-	-	-	-	-	-	-	-	-	-
Glass, Graham	3	3	-	-	5	-	-	-	-	2	-
Gonzales, Bill	-	-	-	-	-	-	-	-	-	-	-
Jackson, Steve	-	-	-	-	-	-	-	-	-	-	-

The **Missing work report** lists the students of the platform and the assignments they have not yet submitted.

Reports Missing work

Run at: Thu Jul 26, 2018, 10:21 am
 Period: Jan 1, 2018 .. Jul 26, 2018
 Organizations: University of Arts
 Classes: All
 Treat a zero grade as missing: X
 Treat all un-submitted assignments as missing: X
 List all students, not just those with missing work: X
 Students with missing work: 29

Bertalan, Zsolt
 Link: Zsolt Bertalan
 Missing: 7, Absent: 0

Class	Assignment	Grade	Grades
Analog Photography	Film Photography	M	<input checked="" type="checkbox"/>
Composition and Storytelling	Opinion	M	<input checked="" type="checkbox"/>
Composition and Storytelling	ESS	M	<input checked="" type="checkbox"/>
Demo ISTE	Shutter speed test	M	<input checked="" type="checkbox"/>
Demo ISTE	What would you like to learn in this ...	M	<input checked="" type="checkbox"/>
Demo ISTE	quiz 1	M	<input checked="" type="checkbox"/>
Sport Photography	Essay on sport photography	M	<input checked="" type="checkbox"/>

The **Class attendance report** lists the attendance records of students in a class.

Reports

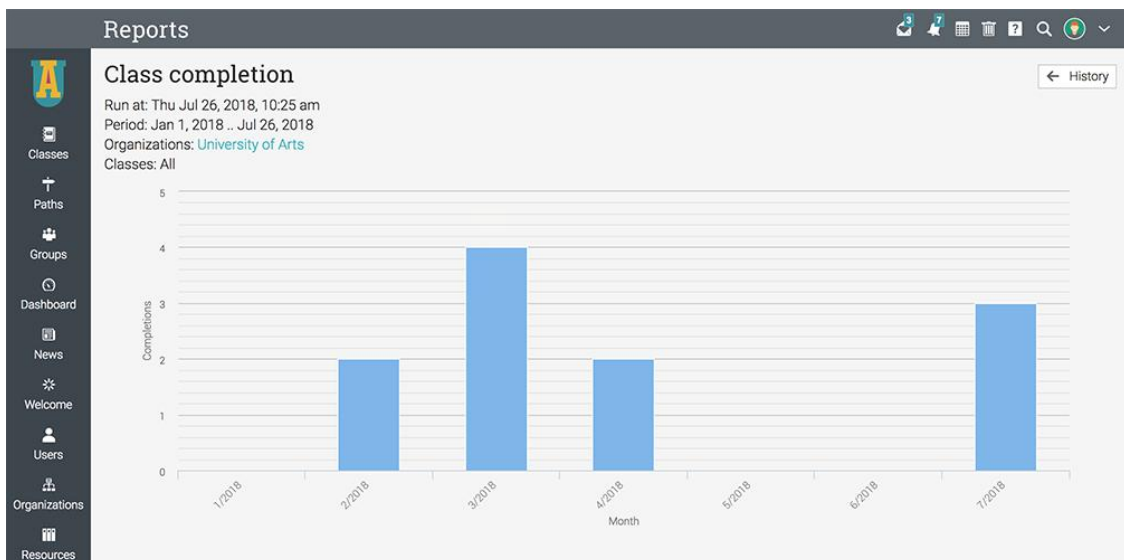
Class attendance report

Run at: Thu Jul 26, 2018, 10:23 am
 Period: Jan 1, 2018 .. Jul 26, 2018
 Organizations: University of Arts
 Classes: All

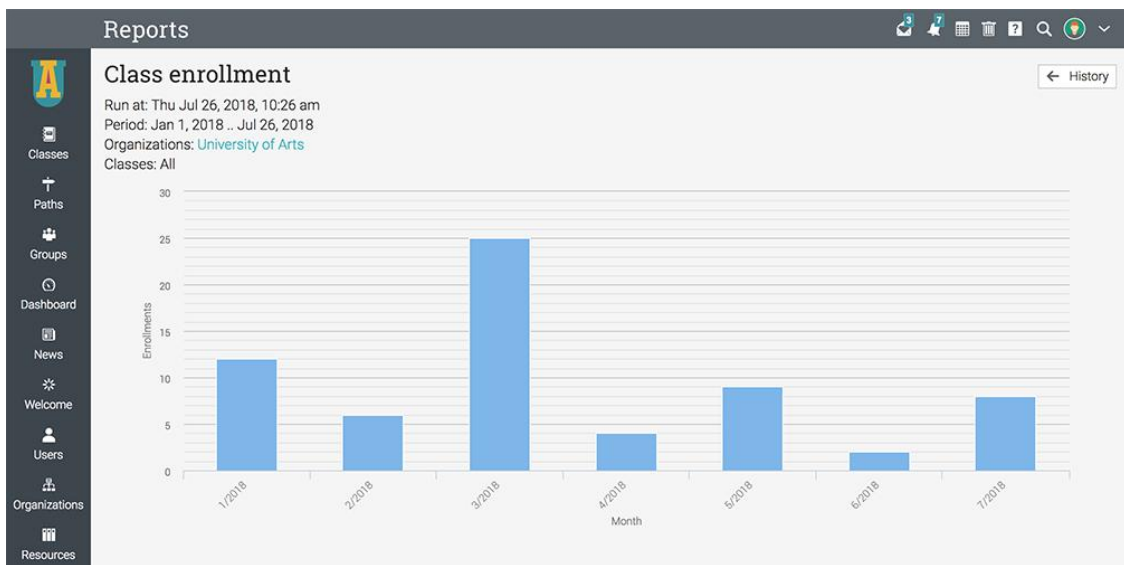
91 matches:

Row	Name	ID	Organization	Course Code	Course Name	Session From	Session To	Student Attendance from	Student Attendance to	Minutes	Percentage
1	Peter Powell	3218166	University of Arts		How to use your DSLR	2018-04-01 08:47	2018-07-30 21:00	08:47	21:00	173533	100%
2	Peter Powell	3218166	University of Arts		How to use your DSLR	2018-06-13 08:47	2018-06-13 09:47	08:47	09:47	60	100%
3	Sally Johnson	3218167	University of Arts		How to use your DSLR	2018-04-01 08:47	2018-07-30 21:00	08:47	21:00	173533	100%
4	Sally Johnson	3218167	University of Arts		How to use your DSLR	2018-04-26 09:32	2018-04-26 10:32	09:32	10:32	60	100%
5	Sally Johnson	3218167	University of Arts		How to use your DSLR	2018-06-13 08:47	2018-06-13 09:47	08:47	09:47	60	100%
6	Tracy Mullon	3218170	University of Arts		How to use your DSLR	2018-04-01 08:47	2018-07-30 21:00	08:47	21:00	173533	100%
7	Tracy Mullon	3218170	University of Arts		How to use your DSLR	2018-06-13 08:47	2018-06-13 09:47	08:47	09:47	60	100%
8	Ken Sanders	3218171	University of Arts		How to use your DSLR	2018-04-01 08:47	2018-07-30 21:00	08:47	21:00	173533	100%
9	Ken Sanders	3218171	University of Arts		How to use your DSLR	2018-06-13 08:47	2018-06-13 09:47	08:47	09:47	60	100%

The **Class completion report** lists the students that have completed a class.



The **Class enrollment report** lists the students that have enrolled in a class.



The **Class status report** lists the students and the completion status for the selected class.

Class status
 Run at: Thu Jul 26, 2018, 10:26 am
 Organizations: University of Arts
 Classes: All

Advanced Photography
 Link: [Advanced Photography](#)

Student	Due	Grade	Enrolled Last visited
Bertalan, Zsolt	27	F- 0%	- 288 days ago
Doboaca, Olivia	27	F- 0%	- Never
Dove, Rob	27	F- 0%	- Never
Johnson, Sally	25	A- 89%	- 49 days ago
Philips, Jeremy	27	F- 0%	- 442 days ago
Rangel, Armando	27	F- 0%	- Never

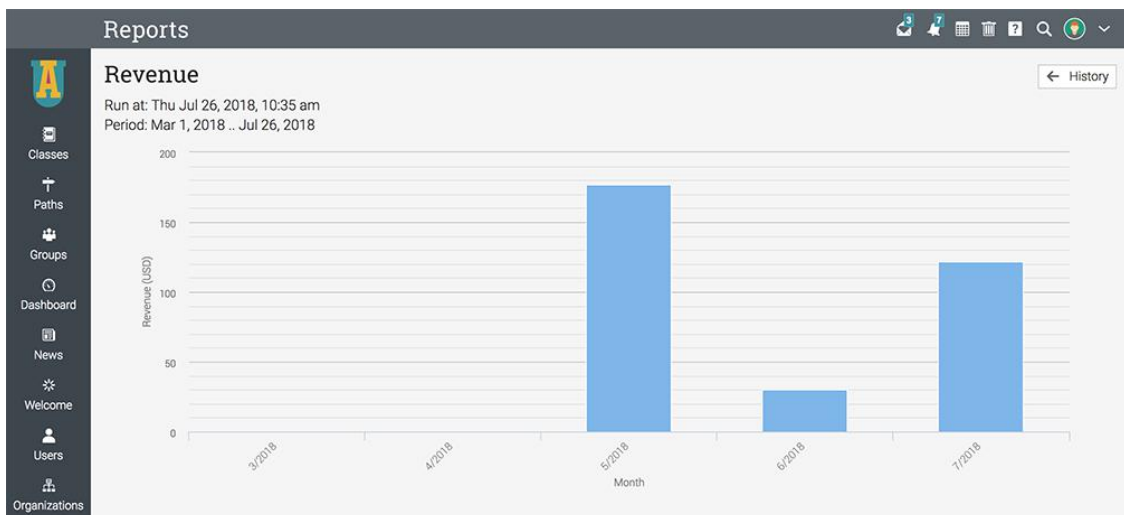
The **Class compliance report** lists the classes that are required for compliance and the compliance status of the enrolled users.

Student	Compliant	Enrollment	Note
Bertalan, Zsolt	~	Active	-
Blyne, Damian	~	Active	-
Doboaca, Olivia	✓	Completed	Compliant forever

The **Compliance summary report** lists the classes that are required for compliance and their details.

Course	Organization	✓ Compliant	~ In progress	✗ Non-compliant
Advanced Photography	University of Arts	-	11	-
Analog Photography	University of Arts	4	6	-
How to use your DSLR	University of Arts	3	22	-

The **Revenue report**, shows the monthly revenue from selling online classes. This report can be used if e-commerce is enabled.



The **Policy documents report**, lists the policy documents of the platform and the users that accepted them.

Student	Joined	Policy Document	Version	Responded at	Accepted
Bertalan, Zsolt	Mar 23, 2016	Privacy policy	2	May 22, 2018	Yes
Bertalan, Zsolt	Mar 23, 2016	General data protection policy	3	May 22, 2018	Yes
Bertalan, Zsolt	Mar 23, 2016	General data protection policy	2	May 22, 2018	Yes
Bertalan, Zsolt	Mar 23, 2016	Privacy policy	3	Jul 5, 2018	Yes
Dillon, James	Jan 26, 2018	Privacy policy	2	May 21, 2018	Yes
Dillon, James	Jan 26, 2018	Privacy policy	3	Jul 3, 2018	Yes
Dillon, James	Jan 26, 2018	General data protection policy	2	May 21, 2018	Yes
Dillon, James	Jan 26, 2018	General data protection policy	3	May 24, 2018	Yes

The **Site statistics report** lists general analytics about the platform.

Item	Value
Students	35
Teachers	16
Administrators	13
Organizations	3
Parents	5
Classes	13
Archived classes	5
Active enrollments	216
Inactive enrollments	19
Lessons	95
Assignments	181
Assignment submissions	842
School-scope groups	20
Files	9047

The **Organizations report** generates analytics about the organizations of the platform.

ID	Name	Administrators	Teachers	Students	Classes	Groups	Paths
96239	Admission board	1	1	0	0	0	0
51785	School Management	0	0	0	0	0	0
51784	University of Arts	12	15	35	13	0	3
Total		13	16	35	13	0	3

Custom reports

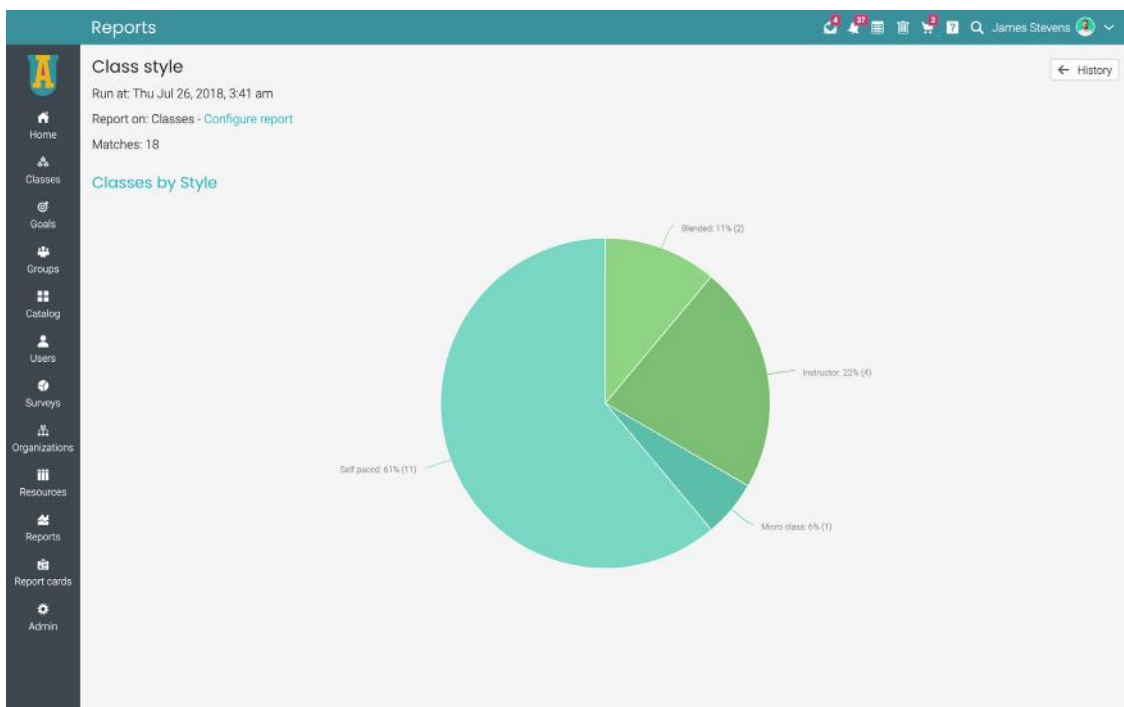
Users can create custom reports with parameters defined by them. Custom

reports are easy to create and they can be shared at a school or district level.

Classes

Administrators and teachers can **generate custom reports on classes by combining data** from groups, organizations, users, and more. For example, you can generate a

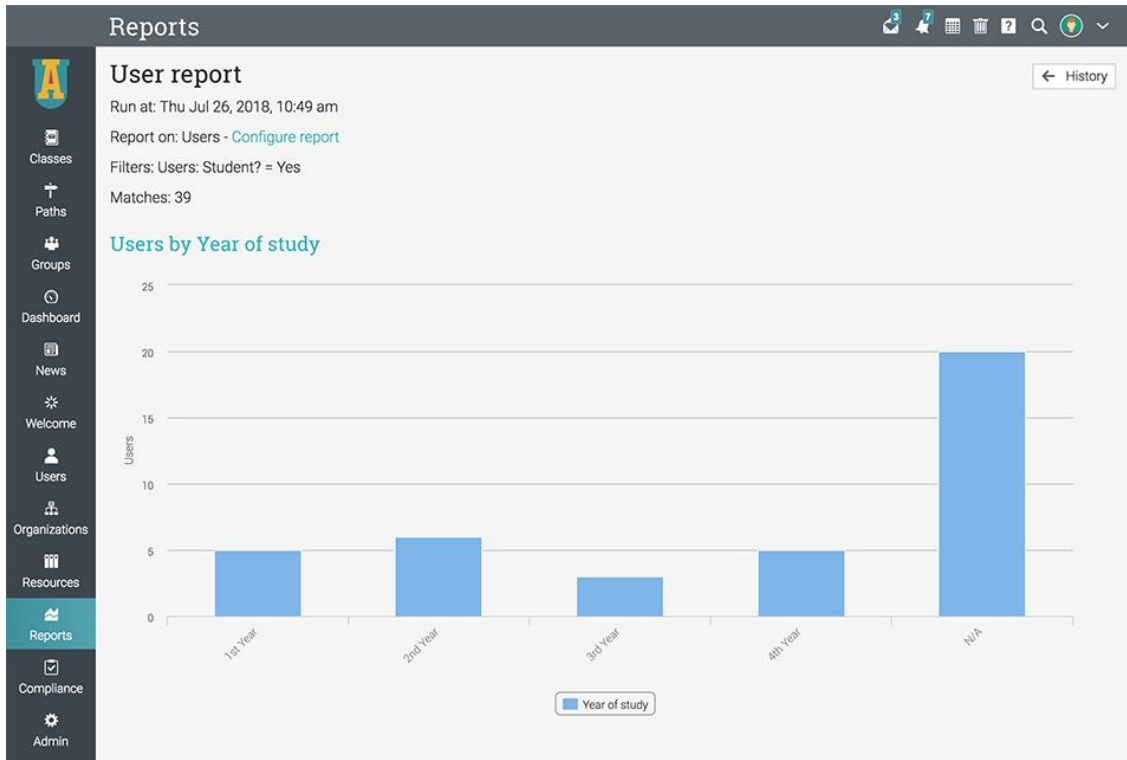
report that displays a breakdown of how many classes in the entire platform are instructor-led, self-paced, blended, or micro classes.



Users

Administrators can **generate reports at a school level on all the users and they can customize the output of the report** by selecting only the needed information about

classes, groups, organizations, and more. For example, they can create a custom report that lists all the students from the school and their year of study.

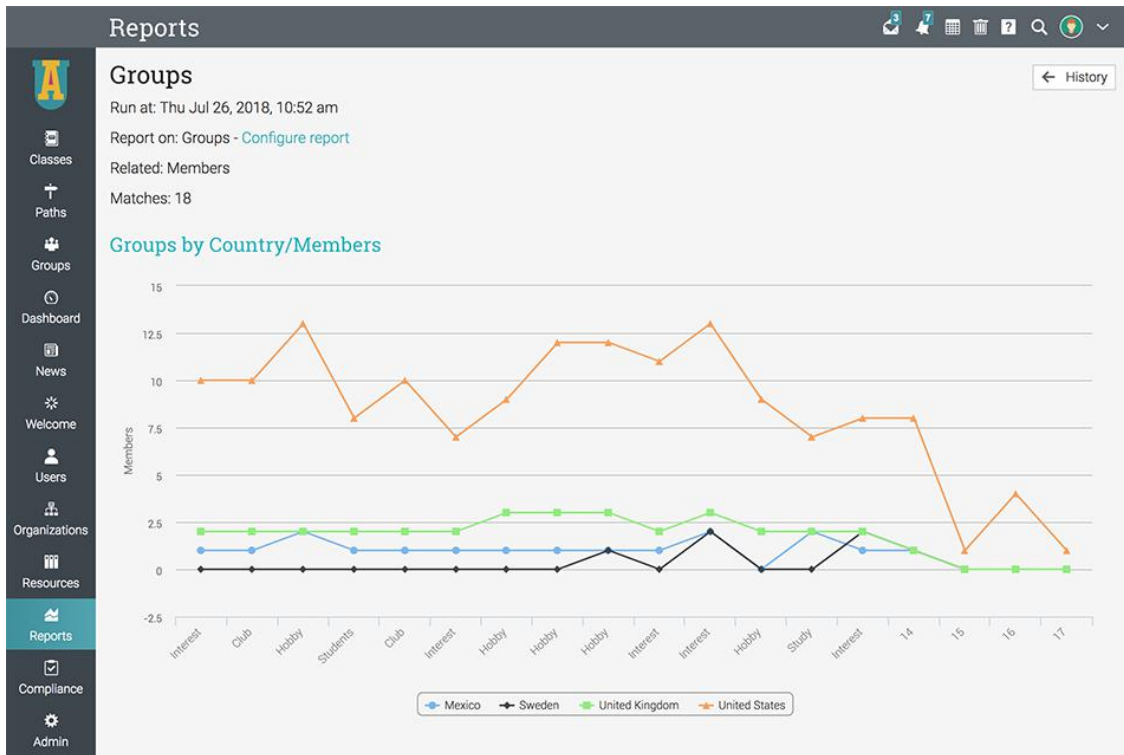


CYPHER provides a comprehensive set of analytics and reporting tools that schools can use to retrieve valuable data about multiple areas of the platform.

Groups

Administrators can generate custom reports on all the groups and they can **customize the output of the report by selecting only the information that they need**. For example,

administrators can generate a custom report that displays the number of members by nationality in each group.



Organizations

Administrators can generate custom reports which **include data from each organization combined with information about their classes, groups, users, and more.** For

example, administrators can generate reports that display the classes from each organization with the selected details.

Reports

Organizations report

Run at: Thu Jul 26, 2018, 10:58 am

Report on: Organizations - [Configure report](#)

Related: Classes

Matches: 1

Name	Style
University of Arts	
Classes 14	
Name	Style
How to use your DSLR	Instructor
Composition and Storytelling	Self paced
Light in Photography	Blended
Wildlife Photography	Instructor
Portrait Photography	Self paced
Sport Photography	Self paced
Underwater Photography	Blended
Food and Product Photography	Self paced
Advanced Photography	Instructor
Demo ISTE	Self paced
Artistic Photography	Instructor
Analog Photography	Self paced
Graphic Design Fundamentals	Micro class
Paths to the Future of Education	Self paced



Administrators and teachers can stay informed about various aspects of the platform by running built-in reports or creating custom reports.

Learning paths

Administrators can generate custom reports on learning paths and they can **customize the output of the report** by selecting only the information that they need. For example,

they can generate a custom report that shows information about the learning paths and the organization the learning paths belong to.

Name	Allow students to enroll	Display in class catalog?	Syllabus	Allow students to unenroll	Path ID	Name
Graphic Design Path	false	false		false	11419	School Management
Image processing	false	false		true	11420	School Management
Arts learning path	true	false		false	11421	Admission board
Mastering photography	true	true		true	11597	University of Arts

Orders

If the E-commerce feature is enabled, administrators can **generate custom reports that displays data about the sold items, the revenue of each organization within the**

platform, the users who made purchases, and more. For example, they can generate a report that lists all the orders from the platform and the items of each order.

Checkout at	Total	Currency
2018-05-14T06:04:53Z	20.0	USD
Items 1		
Name		
How to use your DSLR		
2018-05-14T06:06:52Z	16.65	USD
Items 1		
Name		
Food and Product Photography		



About CYPHER Learning

CYPHER Learning is leading the necessary disruption of learning platforms to unleash human potential with modern learning.

CYPHER exists to ignite lifelong passions through personalized, engaging, and limitless learning experiences for all. We give teachers and professors more time to teach, build human connection into everything we do, and deliver tailored learning experiences that are meaningful and measurable.

Just the way modern learners expect.

The CYPHER platform is easy-to-use, beautifully designed, and infused with AI-powered technology. Every aspect beams thoughtful innovation and engineering that puts people first. Millions of users experience their “just in time, just for me, just the way I want it” approach in 50+ languages with the CYPHER award-winning platform.



To learn more about CYPHER Learning and our modern learning platform, visit us at

www.cypherlearning.com