



# HOW TO MAKE **HYBRID** **TEACHING** WORK FOR YOU

# Table of Contents

- Introduction..... 3
- Challenges of hybrid teaching ..... 4
- How to make the transition from online to hybrid teaching ..... 6
- Tools and strategies to make hybrid learning work..... 7
- How to increase student engagement in hybrid learning ..... 9
- Conclusion..... 11



## Introduction

Lately, hybrid teaching has become a hot topic for educators and students. Although there is still some reluctance to introducing technology in the classroom, this is the ultimate solution for students to continue learning.


This brochure presents a few strategies that help teachers make the transition from online to hybrid teaching a breeze. It also talks about how to increase student engagement no matter what topic they are teaching. With the help of an LMS, educators save time on their tasks and become proactive while preparing their materials.

Read on to learn how you can use hybrid teaching to your advantage and make the most of an LMS in your classroom.



## Challenges of hybrid teaching

Hybrid teaching is a concept that combines online and in-person classes. Although it can present some great benefits, there are a few challenges related to technical issues, limited teacher time, or the inability to provide instant feedback.



### Technical issues

In the hybrid learning approach, technical issues can take many forms. Many teachers are faced with the need for an external microphone, a webcam, or an additional device for screen sharing. On the other hand, remote learners have difficulties following online lectures or even worse, they can't connect to a live stream.

These challenges disrupt the whole lesson. Learning isn't an enjoyable experience for those facing the issues or for the rest of the class.



## Time balance

Teaching time is limited. Often, teachers find it hard enough to fit all the activities in a single class. They have to teach new information and make some time for fun games.

Once the class is divided, the teacher needs to find a way to be there both for students in the classroom and those at home. As a result, not everyone will acquire the same amount of knowledge and the teacher will most likely be overwhelmed.

## Instant feedback

In a traditional classroom environment, the educator walks around the class and checks how students are getting on with their work. If one student is stuck and needs some additional help, the instructor can offer a few pointers on the spot. However, in a hybrid classroom, giving instant feedback can be a bit tricky.


Students usually need to wait a few minutes or even hours to find out whether their response is correct or not.

## How to make the transition from online to hybrid teaching

By now, a lot of students and teachers are familiar with online teaching. To make the transition to hybrid teaching easy, it is important to be flexible. Creating explicit courses and adapting collaboration can also help ease the process.

### Create explicit resources

No matter where teaching takes place, face-to-face lessons and other types of materials need to be available online. Since teachers spend a lot of time planning, researching, thinking, and learning, the new lessons can be easily uploaded in the school LMS. Later on, they will be accessed by remote students or by those who attend school and want to strengthen their knowledge of the previously learned lessons.



### Adapt collaboration

Collaboration is vital regardless of where teaching takes place. It has plenty of benefits including skill-building and collaborative learning. It is good to keep these benefits in mind when planning a lesson.

Virtual collaboration also needs planning. Using breakout rooms, teachers can place both in-person and at-home students in the same groups. In this way, students at home have a direct anchor to the classroom through their partners, all that while the teacher provides support.

## Tools and strategies to make it work

This unconventional teaching method is challenging at first, but there are strategies teachers can use. By moving most of the class online and using discussion forums, auto-grading and instant response, teachers can save time and be in constant touch with their students.

### Discussion forums

Sparking discussion during traditional classes is a bit easier than in online ones. However, during hybrid teaching, not everyone might respond the same, so discussion forums can create a more equitable discussion environment.




### Different types of activities

Regardless of the subject, there are many types of activities that teachers can choose from and make hybrid teaching enjoyable. For example, for a project-based lesson, the class can be divided into smaller blocks. For the warm-up, students answer questions using the class LMS.

The direct instruction is based on a short video that classroom and at-home students watch at the same time. Once the video is over, they can start their projects. At the end of the class, everyone can recap and consolidate their knowledge through a game or a collaborative activity.



In this way, collaboration isn't limited to the classroom walls and students can share resources and media, and most importantly, interact in real-time.



## Auto-grading

Grading assignments takes a big chunk out of teachers' time. A good thing about LMSs is that they provide auto-grading. Automatic quiz grading saves a lot of time and provides instant feedback.

Based on the results, teachers can later offer additional help to students who are struggling to understand different concepts.

## Instant response

Groups that include everyone in the class ensure a smoother learning process. No matter if learning takes place through direct instruction, prompting, cooperation, or games, it is important to connect everyone with the help of instant responses.

For example, students can see the teacher's responses in real-time when they are in a breakout room. Based on that feedback, they can make corrections or improve their answers, and that saves a lot of time.





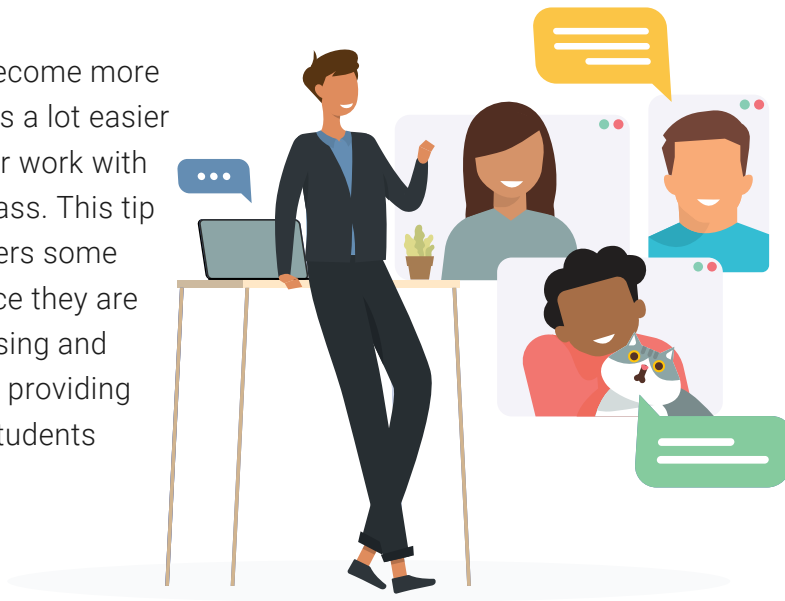
## How to increase student engagement while teaching online

Teacher success is a direct result of student participation. With students switching between traditional class time and remote tools, teachers need to find ways to increase student engagement, either through smaller groups or by flipping the classroom.

### Create smaller groups

Students might be hesitant to speak up even in a traditional classroom setting. The fear of public speaking can be significantly reduced by placing students in smaller groups. Forums and chat rooms are just as effective.

Once they become more confident it is a lot easier to share their work with the whole class. This tip saves teachers some time too since they are only supervising and occasionally providing support to students in need.



### Flip the classroom

In a flipped classroom, students become resourceful and use their abilities to come up with resources that they can later present to the entire class. Although this involves a bit of individual learning, it also fosters research, collaboration and analytical thinking skills. For example, when students create a presentation or video, they are taking an active role in the learning process.

Since no two students are alike, the flipped classroom model ensures that everyone learns at their own pace, gradually builds confidence and comes to class prepared.

## Check their understanding

While asking a direct question can sometimes ensure an answer on the student's part, teachers can't always be sure that the answer is honest. Teachers can stop as frequently as they like during the class and use creative ways to check for student understanding.

Emojis are everyone's favorite but showing thumbs is just as easy. A physical response such as lifting a leg or putting a hand on the head is fun for the whole class but just as useful for the teacher.



## Summary

Hybrid teaching has been proven to be challenging for teachers and students equally. However, with the help of an LMS, the transition from online to hybrid learning gets easier and gives students the freedom to learn on the go. If you have any additional questions, please don't hesitate to contact us at [info@cypherlearning.com](mailto:info@cypherlearning.com).



[www.cypherlearning.com](http://www.cypherlearning.com)