

Analytics and reporting tools for business





Table of contents

Using analytics and reporting tools in CYPHER	3
Analytics	4
Site-wide	4
Courses and paths	7
Groups and Teams	16
User profile	18
Reporting tools	20
Built-in reports	20
Custom reports	26
About CYPHER Learning®	30



CYPHER makes it easy to gain insight into different areas such as the portal, courses and paths, learning paths, groups, users, and more.

Using analytics and reporting tools in CYPHER

CYPHER provides a **comprehensive set of analytics and reporting tools** that businesses can use to retrieve valuable data about multiple areas of the platform.

Users have access to different analytics and reporting functionalities that offer relevant information about the company's training activities. Our tools ensure the **continuous monitoring of training and learning activities**, as well as pinpointing problematic areas that need to be addressed.



Analytics

CYPHER makes it easy to gain insight into different areas such as the portal, courses, learning paths, groups, users, and more. You can **generate instant and up-to-date**

information on learners' progress and identify the learners that are doing well and the ones that might need some extra help.

Site-wide analytics

Administrators have access to a great variety of site-wide analytics for area such as **courses, users, organizations**, and more.

Courses and paths

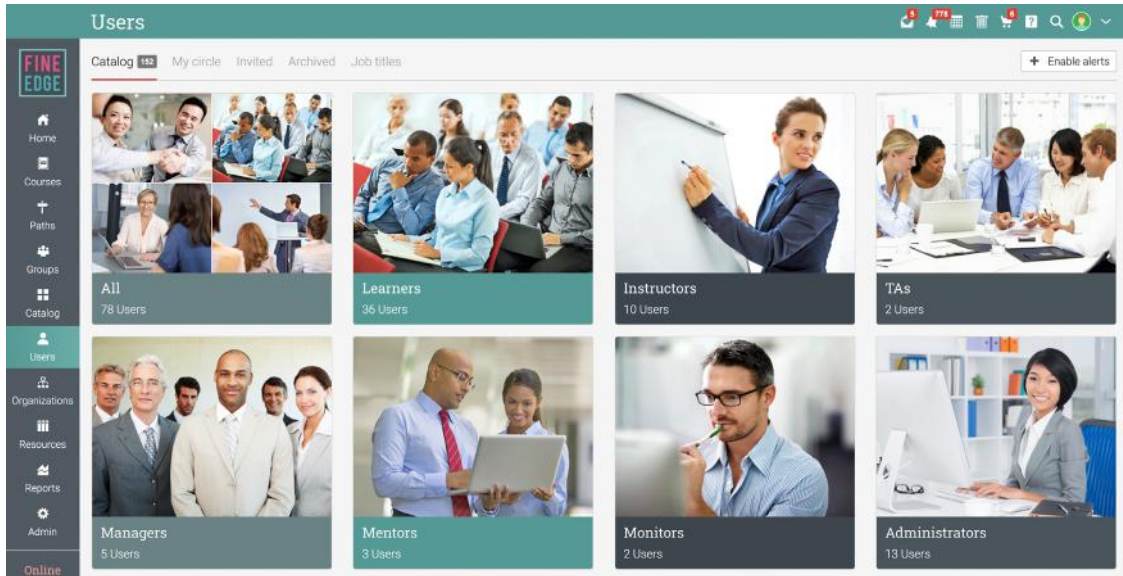
In the Courses area, **administrators can see all the courses in the platform** and information about active, deleted, and

archived courses, including data regarding the number of active learners, completed learners, and more.

Name	Style	Info	Instructor	Learners	Completed	Deactivated	Published
Business strategies	Micro course		Zsolt Bertalan	16	1	1	✓
Corporate Design Jan 1, 2020 - Jan 31, 2020	Instructor		Julie Andrews	23	-	1	✓
Design in Branding Jan 23, 2020 - Jan 30, 2020	Instructor		Zsolt Bertalan	9	-	-	✓
Design Patterns Sep 13, 2016 - Nov 30, 2016	Instructor		Zsolt Bertalan	17	1	-	✓
Designing for Print Jan 15, 2020 - Jan 23, 2020	Instructor		Graham Glass	13	5	-	✓
Graphic Design Fundamentals Jan 1, 2020 - Dec 31, 2020	Instructor		Julie Andrews	20	3	-	✓
HSP demo	Self paced		Graham Glass	18	1	-	✗
HSP demo course	Self paced		Graham Glass	-	-	-	✗
Illustrator for Beginners Jan 17, 2020 - Jan 23, 2020	Instructor		Julie Andrews	9	6	-	✓
inDesign for Beginners Jan 22, 2020 - Jan 24, 2020	Instructor		Julie Andrews	10	1	1	✓
Photoshop for Beginners	Self paced		Graham Glass	12	1	-	✓
Promotional Material Design	Self paced		Zsolt Bertalan	4	2	-	✓
Time management for designers	Micro course		Zsolt Bertalan	7	-	-	✓
Using Colors	Self paced		Zsolt Bertalan	39	2	-	✓
Web Design Jan 6, 2020 - Jan 30, 2020	Instructor		Zsolt Bertalan	14	-	-	✓

Users catalog

The Users catalog **lists users by account type** with a set of relevant information for each category.



Organizations

Administrators can see **details about each organization** within the platform in the Organizations area of the portal.

Organizations

Search: [] Up [] Down [] Left [] Right [] Delete

<input type="checkbox"/>	Name	Default	Learners	Instructors	TAs	Managers	Mentors	Monitors	Administrators	Courses	Paths	Groups	Internal?	Portal
<input type="checkbox"/>	CYPHER LEARNING		-	-	-	-	-	-	-	-	-	-	-	-
<input type="checkbox"/>	Business development		1	-	-	1	-	-	1	-	-	-	✓	-
<input type="checkbox"/>	Design Company		-	-	-	-	-	-	-	-	-	1	-	✓
<input type="checkbox"/>	Design for You		1	-	-	-	-	-	-	-	-	-	-	-
<input type="checkbox"/>	Future Design		-	-	-	1	-	-	1	-	-	3	-	-
<input type="checkbox"/>	Tech company		1	-	-	-	-	-	-	-	-	-	-	-
<input type="checkbox"/>	Fine Edge Company	👑	32	8	1	2	3	1	11	15	2	17	-	-
<input type="checkbox"/>	None		1	1	-	-	-	-	-	-	-	-	-	-
<input type="checkbox"/>	R & D department		-	1	1	1	-	1	-	-	-	-	✓	-
<input type="checkbox"/>	Support		-	-	-	-	-	-	-	-	-	-	-	-

For each organization, you can see the **list of users by type, the number of courses, learning paths, groups, the list of purchases**, and more.

Learnners

Message Grades Portfolio Passwords Resend login Award Transfer Edit Remove Archive

Name	Courses	Paths	Completed	Deactivated	Groups	Awards	Last visited
Balla, Arnold	13	1	-	-	12	11	7 days ago
Bertalan, Zsolt	8	1	3	2	20	27	about 1 hour ago
Brat, Tony Software engineer	9	1	3	1	14	35	5 days ago
Corser, Troy Software engineer	8	-	2	1	11	32	7 days ago

E-commerce

If e-commerce is enabled, administrators can see the **purchases made by users**. They can access the Summary page of the purchases

that **lists completed and incomplete orders, prices, and purchase details** for each item.

Status

E-commerce is currently enabled.

Disable

Orders

Status	Orders	Quantity	Organizations	Minimum	Maximum	Average	Total
Completed	51	92	7	\$5.95	\$468.00	\$71.72	\$3657.71
Incomplete	4	5	2	\$20.00	\$63.00	\$41.62	\$166.50
Abandoned	31	41	7	\$20.00	\$219.92	\$43.50	\$1348.37

Report

Items

Item	For sale	Sold	Total	Average
Courses	10	51	\$3386.20	\$66.40
Paths	1	2	\$120	\$60
Bundles	1	1	\$56	\$56
Digital media	1	3	\$46	\$15.33
Subscriptions	3	6	\$805	\$134.17

Compliance

In the Compliance tab, administrators can see the **courses required for compliance**,

the **number of users who are compliant**, in progress or non-compliant.

Compliance

Delete

Name	Style	Info	Instructor	Compliant	In progress	Non-compliant	Published
Design Patterns Sep 13, 2016 - Nov 30, 2016	Instructor		Zsolt Bertalan	1	17	-	✓
Graphic Design Fundamentals Jan 1, 2020 - Dec 31, 2020	Instructor		Julie Andrews	3	19	2	✓

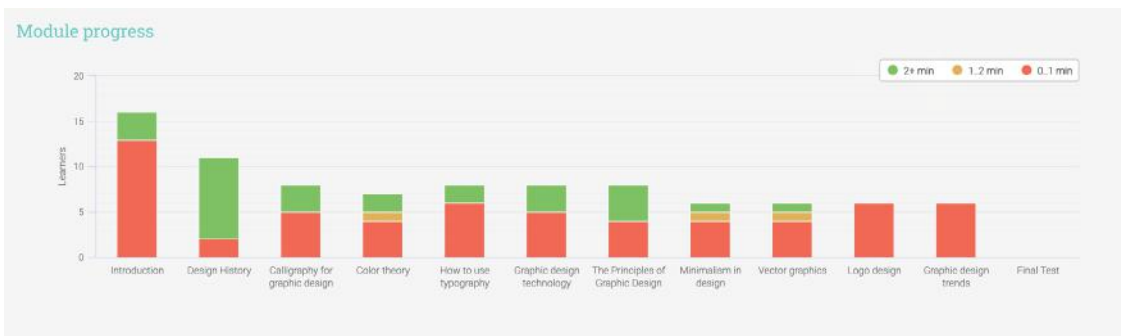
Courses and paths

Instructors have access to a wide range of analytics that offer an instant overview on different areas of the course such as

its modules, assessments, and information about learners' progress and mastery.

Modules

In the Modules tab, instructors can see the **modules progress** and **how much time learners spent in each module**.



Assessments

In the Assessments tab, instructors can see all the assessments with **details such as the scores, submissions due**, and more.



Scores

In the Scores tab, instructors can see the **scores of all learners in the course for all the course assessments**.

Scores Jump to... + 📊 📄 ⚙️ 🔍

Assessments by ascending due ▼ Learners by last name ▼ All categories ▼

Missing ○ Incomplete ◐ Absent △ Excused ✕

Assessments	HSP Assessment	The story of minimalism	Futuristic design	Creative sketches	Calligraphy vs. Screen Pri...	Quiz: The Principles of Gr.	Nature photography	Essay on Photoshop	Essay on how to use colors	Design fundamentals
Category	-	-	-	Participation	-	Quiz	Homework	-	Test	-
Due	Mar 25	Apr 21	May 27	Jul 12	Jul 13	Jul 13	Jul 15	Jul 16	Jul 20	Jul 21
Learners	100	100	100	100/ec	100	2	100	90	100	100
Balla, Arnold	95% A+	0		35	88	2		83	80	56
Bertalan, Zsolt	90% A	0	80	92	90	2	98	9		100
Brat, Tony	0% F	0								
Diss, Travis	81% B+	0	52	23	98		98	77	100	0
Dobosca, Olivia	76% B	0	80	10	96	1	100	86	70	23
Dussey, Spike	77% B	0	92	10	85	1	98	70	90	98
Dustin, Vinny	80% B+	0	41	98						88
Duvons, Cary	65% C+	0		45						100
Eite, Jane	69% C+	0	48		78	0	85	81	70	
Glass, Graham	80% B+	0	93	23	58		93		80	100
Hobart, Bob	77% B	0	76	20	100	0	100	88	80	100

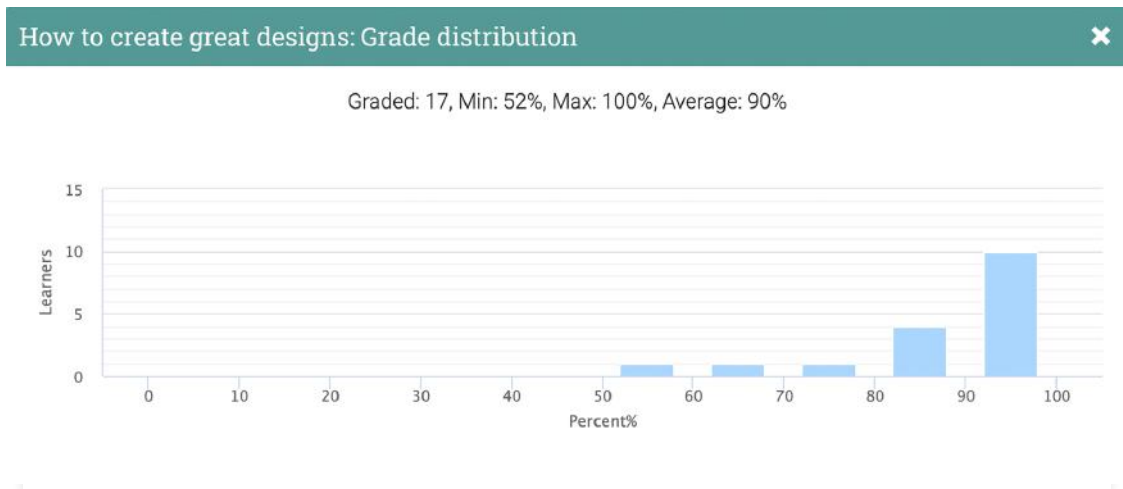
Instructors can **generate more in depth analytics for each user and assessment**.

For example, they can generate a grade

report that list all the grades for a learner and a corresponding chart.



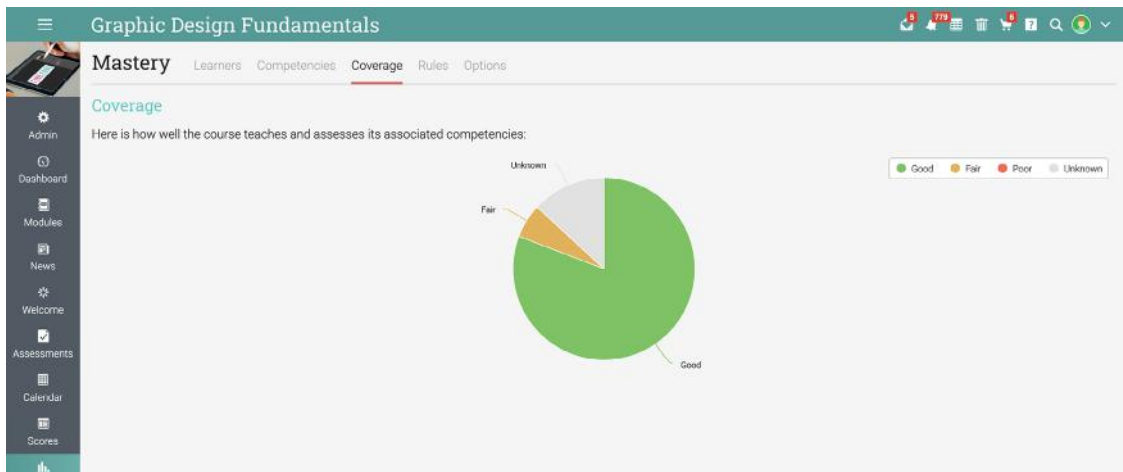
Instructors can also see in the Scores tab **analytics for each assessment**.



Mastery

If **the course has associated competencies**, instructors can see in the Mastery tab, a **coverage analysis** of how well the course

covers the concepts that it should be teaching and assessing.



The **mastery grid** lists the learners and their mastery level for each competency.

Competencies		The Principles of Graphic Design	Alignment	Designing logos	White space and shape	Colour and materials	Colour theory	Texture	Grid theory	How to use typography	History of typography	Typographical digital
Learner	Average	1	1.1	1.2	1.3	2	2.1	2.2	2.3	3	3.1	3
Balla, Arnold	88%	93%	92%	93%	94%	89%	87%	92%	89%	88%	90%	90%
Bertalan, Zoelt	63%	81%	90%	67%	85%	60%	72%	57%	51%	62%	44%	68%
Brat, Tony												
Dias, Travis	54%	68%	25%	75%	95%	49%	85%	19%	44%	51%	42%	55%
Doboocsi, Olivia	49%	64%	73%	42%	77%	49%	78%	32%	38%	39%	47%	35%
Dussay, Spike	67%	46%	82%	27%	28%	82%	85%	78%	83%	90%	90%	89%
Dustin, Vinny	83%	87%	77%	91%	93%	91%	90%	90%	93%	91%	93%	90%
Duvons, Cary	98%	98%	98%		98%	98%	98%			96%	95%	98%
Eire, Jane	43%	46%	8%	65%	64%	47%	64%	35%	41%	38%	51%	26%
Glass, Graham	61%	81%	75%	77%	91%	38%	69%	22%	24%	73%	30%	94%
Hobart, Bob	62%	73%	57%	83%	80%	53%	91%	43%	24%	74%	85%	68%
Jackson, Phil	67%	49%	87%	29%	31%	83%	96%	65%	88%	86%	75%	83%
Johnson, Sally	49%	45%	18%	19%	98%	35%	91%	5%	7%	75%	86%	70%
McGregor, Tom	75%	46%	83%	30%	25%	92%	84%	96%	97%	87%	94%	83%
Phillips, Dennis	44%	54%	77%	82%	96%	56%	22%	64%	81%	48%	84%	22%

Games

If the course has a game, instructors can see the game leaderboard which lists all the learners and their rankings in the game.

Instructors can also see a **game overview with the levels, the badges and points that are awarded**, and the full leaderboard.

Participation

Win points and badges as you advance through the course

Levels

Levels	Points	Edit	Remove
Beginner	100		
Intermediate	200		
Advanced	400		
Expert	1200		

Beginner level actions

Action	Added	Edit	Remove
Send the 'achieve level' canned message	Nov 19, 2019		
Award badge Fast learner for game Participation (Popup)	Nov 19, 2019		
Award 12 points for game Participation (Popup)	Nov 19, 2019		
Add to group Design club	Nov 19, 2019		

Leaderboard

Sally Johnson	Expert	500	0
Tony Brat		20	0
Frederick Philips		0	0
Cary Duvons		0	0
Arnold Balla	Beginner	0	0
Vinny Dustin	Advanced	0	0
Wilbur Savannah	Advanced	0	0
Curtis Seward	Advanced	0	0
Bob Hobart		0	0
Jack Philips		0	0

Teams

Creative Design	515	0
-----------------	-----	---

Learners

In the Learners tab, instructors can get a **detailed overview of the learners progress in the course**. Learners are organized by active, completed, unenrolled, invited, and

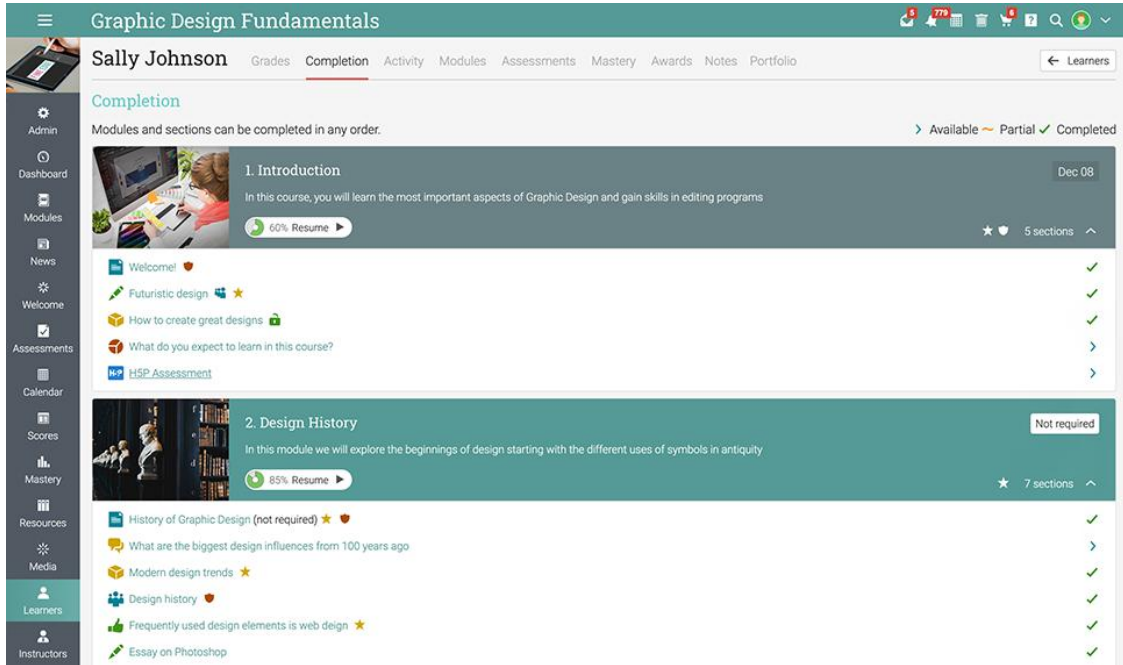
more. Instructors can see for each learner the grade, score, progress, mastery, number of assessments due, number of awards, and more.

Name	Progress	Scores	Grade	Due	Awards	Notes	Portfolio	Mastery	Enrolled Last visited	More
Baila, Arnold			A+ 95%	10	5	-	-		Apr 1, 2019 249 days ago	⋮
Bertalan, Zsolt			A 90%	5	13	-	-		Feb 23, 2018 258 days ago	⋮
Brat, Tony Software engineer	-		F 0%	25	12	-	-	-	Feb 20, 2020 33 days ago	⋮
Doboaca, Olivia			B 76%	2	16	-	-		Feb 23, 2018 106 days ago	⋮
Dustin, Vinny			B+ 80%	8	13	-	-		Sep 5, 2019 127 days ago	⋮

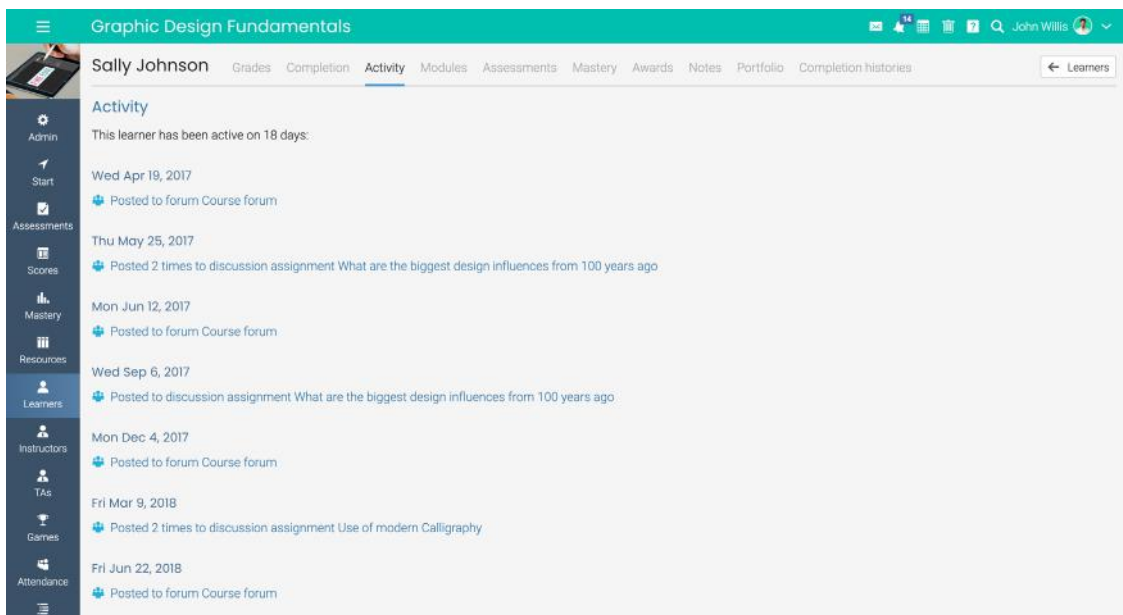
In the **Grades section**, instructors can see the grade for each learner on assessments, if there are any assessments due, and more.

Assessment	Due	% of overall	Graded	Score	Grade
H5P Assessment Introduction	Mar 25 12:59 am	1.3	-	0/100	M
The story of minimalism Minimalism in design	Apr 21 5:00 pm	-	-	?/100	
Futuristic design Introduction	May 27 5:00 pm	1.3		52/100 52%	D+
Creative sketches The Principles of Graphic Design · Participation (Extra credit)	Jul 12 5:00 pm	-		?/100	?
Calligraphy vs. Screen Printing Calligraphy for graphic design	Jul 13 5:00 pm	1.3		100/100 100%	A+
Quiz: The Principles of Graphic Design The Principles of Graphic Design · Quiz	Jul 13 5:00 pm	3.5		0/2 0%	F
Nature photography Design History · Homework	Jul 15 5:00 pm	30		85/100 85%	A-

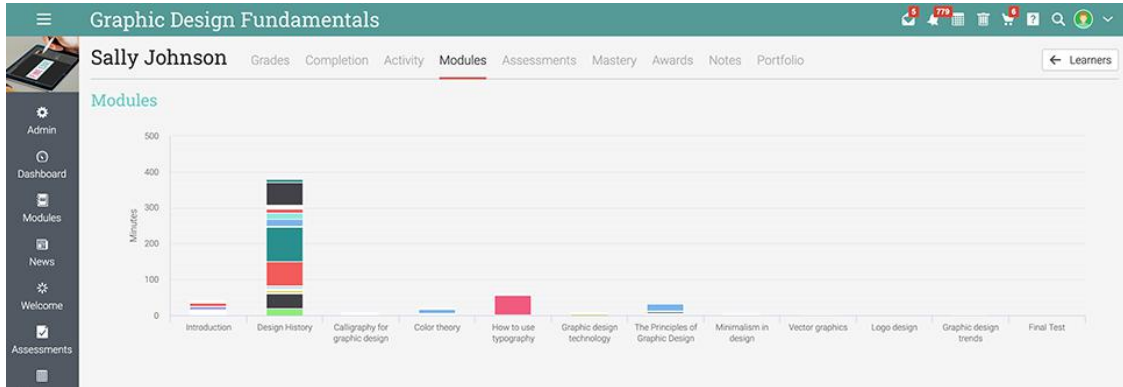
In the **Completion** section, instructors can see the learner's progress through modules and sections of the course.



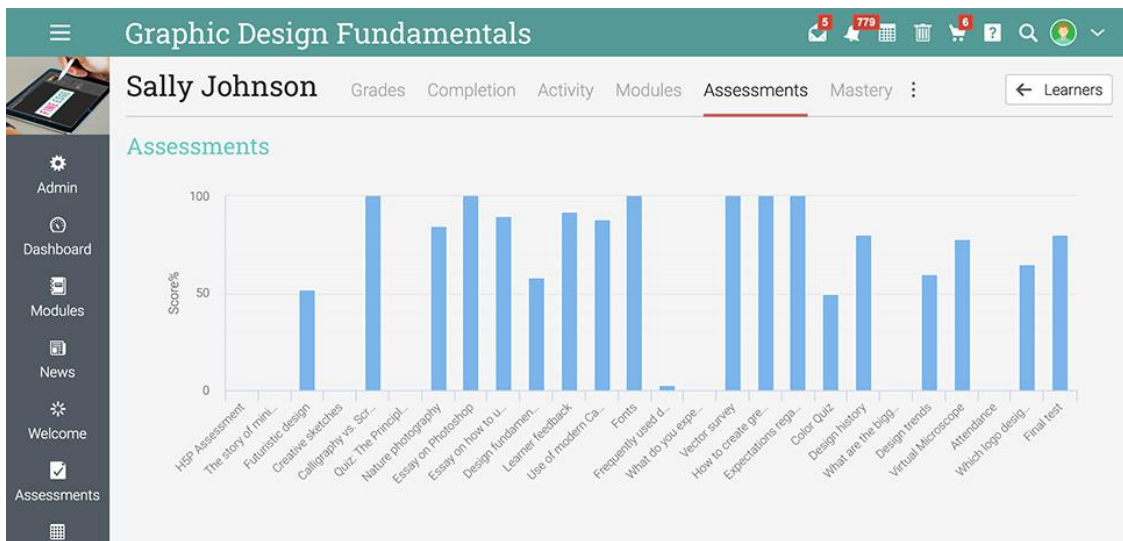
In the **Activity** section, instructors can see the learner's activity in the course.



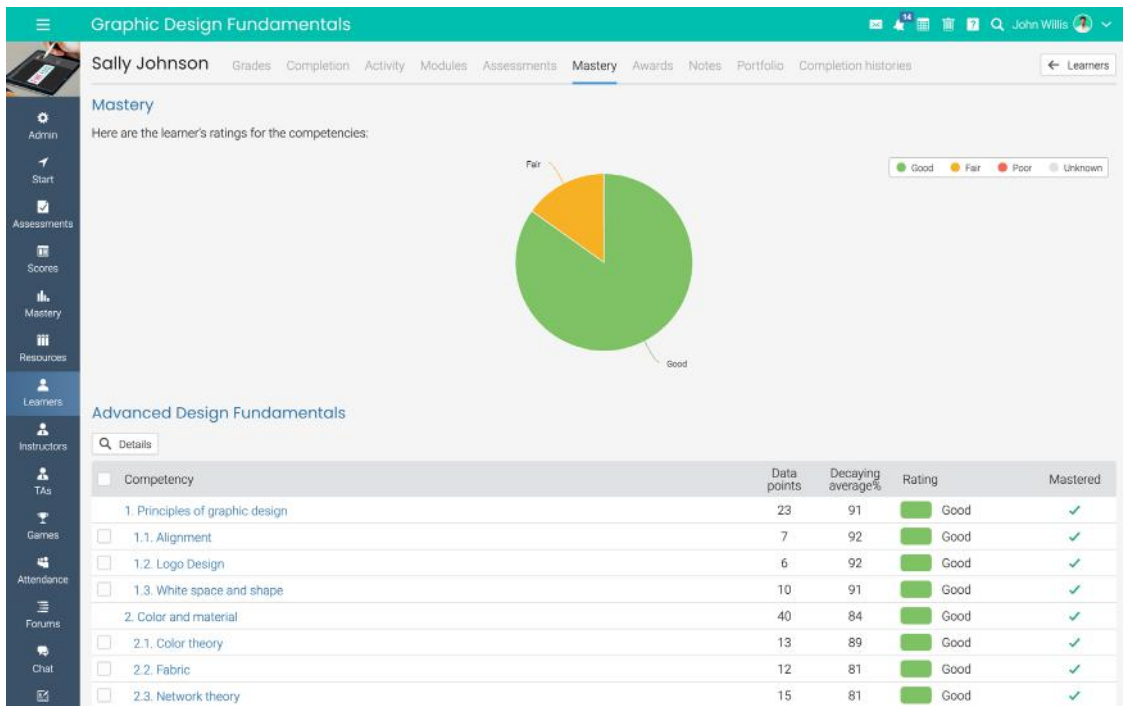
In the **Modules** section, instructors can see the time spent in each module by the learner.



In the **Assessments** section, instructors can see analytics for the learner's assessments.



In the **Mastery** section, instructors can see the mastery progress of the learner.



In the **Awards** section, instructors can see the awards that the learner received so far.

Award	Awarded	Expires	Note	Edit
Perfect Attendance Badge	Feb 18, 2016	-	-	
Expert Badge	Mar 4, 2016	-	-	
Team player Badge	May 2, 2018	-	-	
Good Start Badge	Mar 9, 2018	-	-	

Instructors

The Instructors area lists all the instructors of the course, the **time since an instructor last visited** the site, and the owner of the course.

The screenshot shows the 'Instructors' tab with 'Active' (11) and 'Archived' filters. Below the filter is a 'Message' button and a 'Remove' button. The table lists three active instructors:

<input type="checkbox"/>	Name	Owner?	Last visited
<input type="checkbox"/>	Andrews, Julie	<input checked="" type="radio"/>	258 days ago
<input type="checkbox"/>	Bertalan, Zsolt	<input type="radio"/>	about 20 hours ago
<input type="checkbox"/>	Doboaca, Olivia	<input type="radio"/>	42 days ago

TAs

In the TAs tab, instructors can see the **list of teaching assistants** in the course. They can also see the time since TAs last visited the site.

The screenshot shows the 'TAs' tab with 'Active' (3) and 'Archived' filters. Below the filter is a 'Message' button and a 'Remove' button. The table lists two active teaching assistants:

<input type="checkbox"/>	Name	Last visited
<input type="checkbox"/>	Duncan, Frederick R & D department	Never
<input type="checkbox"/>	Fletcher, Tim	Never

Purchases

If e-commerce is enabled, in the Purchases tab instructors can see the list of **learners who purchased the course**, the number of items purchased, the total amount, and the purchase date.

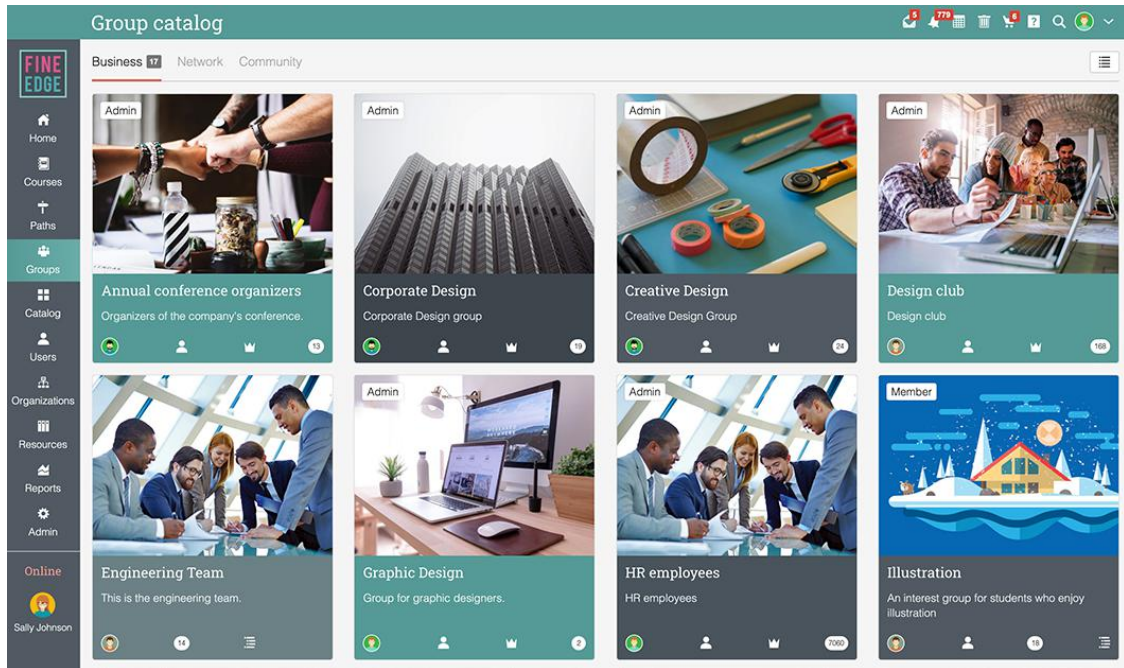
The screenshot shows the 'Purchases' tab with a 'Message' button. The table lists two purchases:

<input type="checkbox"/>	#	User	Date	Quantity	Amount	Details
<input type="checkbox"/>	1	Armando Rangel	Sep 5, 2019 16:25:20	5	\$149.75	→
<input type="checkbox"/>	2	Armando Rangel	Sep 5, 2019 16:12:28	6	\$179.70	→

Groups and Teams

Groups and Teams are a great way for users to **collaborate and share ideas**. Analytics for

groups and teams offer information about their members, admins, leaders, and more.



Members

The Members tab lists all the users who are members of the group or team. They can also

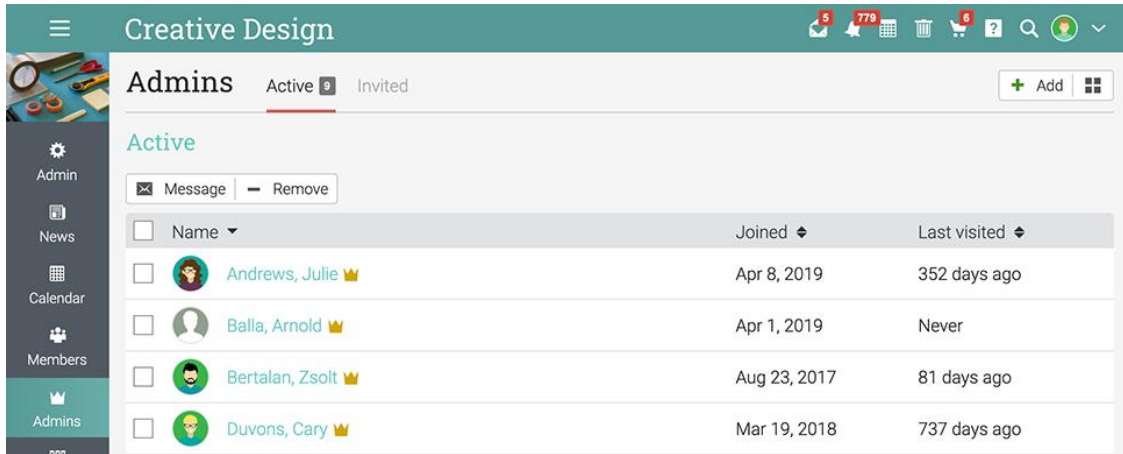
see **when other group members joined** the group and **when they last visited the group**.



Admins

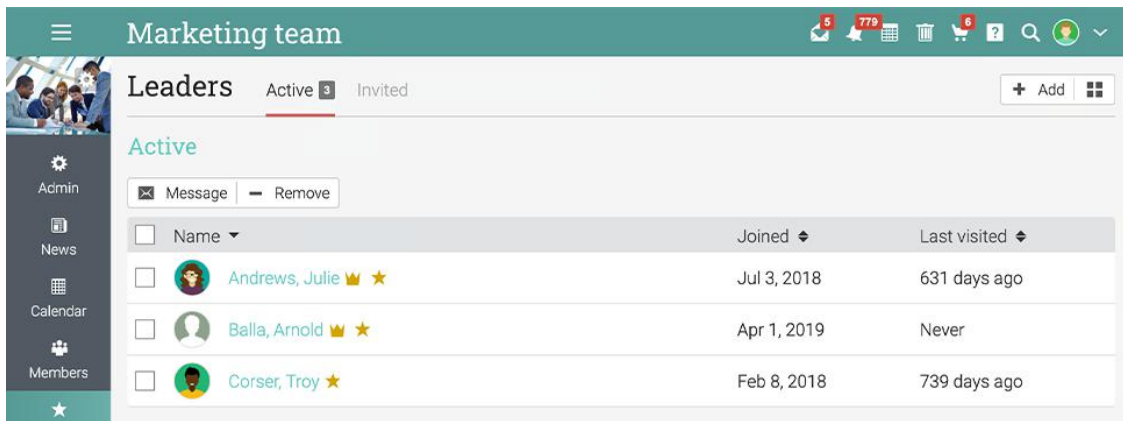
The Admins tab **lists all the users who are administrators of the group or team.** They

can also see when group admins joined the group and when they last visited the group.



Leaders

The Leaders tab is **only available for Teams** and lists all the users who are leaders of the team.



User profile

On the profile of a user, administrators and instructors can see **various analytics for the user**.

Enrolled

In the Enrolled tab, instructors and administrators can see the list of courses the learner is enrolled in. The available data for

each course shows information about the **learner's progress, score, due assessments, mastery level**, and more.

Name	Progress	Scores	Grade	Due	Mastery	Time	Enrolled	More
Design Patterns	100%	F	0%	-	0	00:00:27	Sep 15, 2016 493 days ago	⋮
Designing for Print	-	F	0%	2	0	-	Nov 13, 2018 1653 days ago	⋮
Graphic Design Fundamentals	100%	B-	72%	1	100%	00:07:01	Nov 30, 2021 14 days ago	⋮
InDesign for Beginners	-	F	0%	-	0	-	Oct 23, 2018 1872 days ago	⋮

Completed

In the Completed tab, instructors and administrators can see the **courses the learner completed**.

Name	Progress	Completed	More
Illustrator for Beginners	100%	Jul 23, 2019 680 days ago	⋮
Time management for designers	100%	- 1932 days ago	⋮

About and Info

In the About and Info sections, instructors and administrators can see basic information about the learners such as the

account details, contact information, the number of logins of the learner, and the time since the last login.

The screenshot displays a learner profile for Sally Johnson. The profile includes a circular profile picture, a name, and a URL. Below the name are social media icons for Facebook, LinkedIn, Twitter, and Instagram. The organization is listed as Fine Edge Company, Graphic Design Companies. The 'Info' tab is selected, showing the following details:

- Name:** Nickname: Sal
- Basics:** Organization: Fine Edge Company, Learner ID: 123-456, Gender: Female, Location: New York, United States
- Contact:** Email: sallyjohnson@fec.com, SMS email: sallyjohnson@fec.com, Skype: live.sallyjohnson
- Miscellaneous:** Department: Marketing

The right sidebar contains two sections: 'Communication' with options like 'Remove friend', 'Ignore messages', 'Monitoring', and 'Report user'; and 'Account' with details such as 'Joined Feb 18, 2016', 'Added by System Administrator', 'Last activity 14 days ago', 'LMS ID: 436689', and 'Tags: advanced, design_team'.



Our tools ensure the continuous monitoring of training and learning activities, as well as pinpointing problematic areas that need to be addressed.

Reporting tools

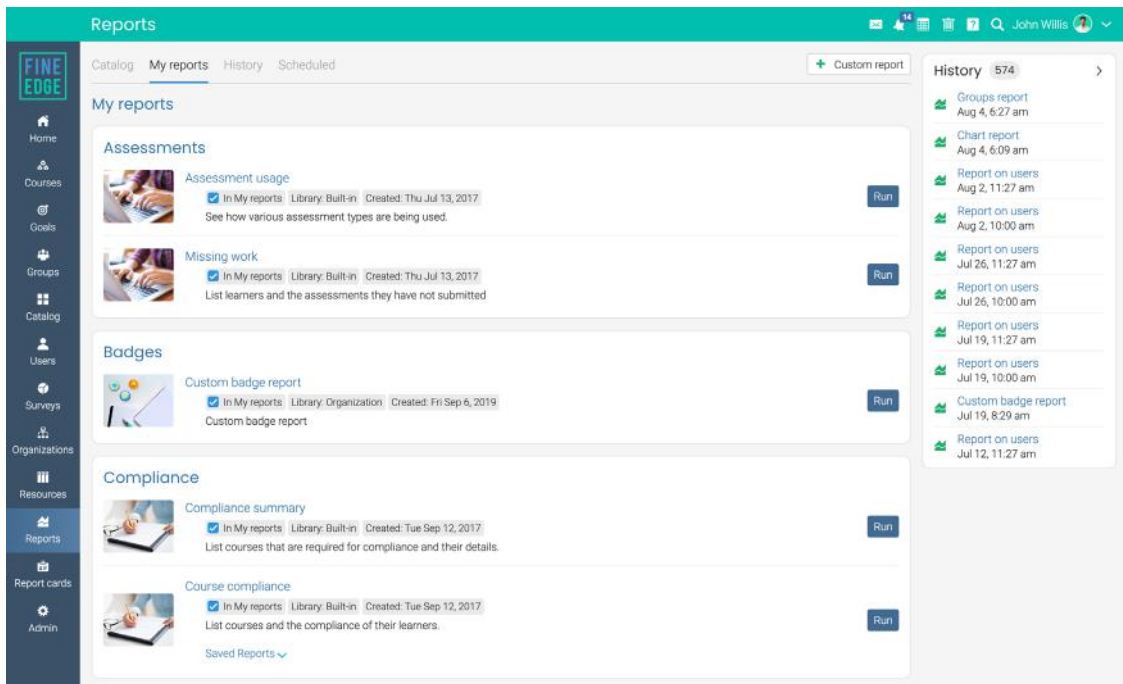
Administrators and instructors can **stay informed about various aspects of the platform** by running built-in reports or create

custom reports. Users can save reports, see a reports history, and schedule reports to be delivered at a certain time and date.

Built-in reports

Administrators and instructors can create **charts and reports of important data** such as assessment scores, module progress,

missing work, course status, course completion, and more.





The **Assessment usage report** shows the various assessment types in the platform and how they are used.

Assessment usage

Run at: Wed Mar 25, 2020, 3:50 am
Period: Mar 18, 2020 .. Mar 25, 2020
Organizations: All

← History

Instructor	Organization	Quiz	Essay	Offline	Dropbox	Survey	Discussion	Debate	Team	Turnitin	SCORM	Attendance
Andrews, Julie	Fine Edge Company	-	3	2	1	2	1	1	1	-	3	-
Balla, Arnold	Fine Edge Company	-	3	2	1	2	1	1	1	-	1	-
Bates, Andrea	Fine Edge Company	-	1	2	-	-	-	-	-	-	2	-
Bertalan, Zsolt	Fine Edge Company	2	4	2	1	2	1	1	1	-	3	-
Doboaca, Olivia	Fine Edge Company	1	3	2	1	3	1	1	1	-	3	-
Duncan, Frederick	R & D department	-	-	-	-	-	-	-	-	-	2	-

The **Missing work report** lists the learners of the platform and the assessments they have not yet submitted.

Missing work

Run at: Wed Mar 25, 2020, 3:52 am
Period: Mar 18, 2020 .. Mar 25, 2020
Organizations: All
Courses: All
Treat a zero grade as missing:
Treat all un-submitted assessments as missing:
List all learners, not just those with missing work:
Exclude offline assessments:
Learners with missing work: 36

← History

Andrews, Julie

Link: [Julie Andrews](#)
Missing: 3, Absent: 0

Course	Assessment	Grade	Grades
Business strategies	Futuristic design	M	<input checked="" type="checkbox"/>
Business strategies	This the first quiz	M	<input checked="" type="checkbox"/>
Business strategies	test ATD game	M	<input checked="" type="checkbox"/>

Balla, Arnold

Link: [Arnold Balla](#)
Missing: 13, Absent: 0

Course	Assessment	Grade	Grades
Business strategies	Futuristic design	M	<input checked="" type="checkbox"/>
Business strategies	This the first quiz	M	<input checked="" type="checkbox"/>
Business strategies	test ATD game	M	<input checked="" type="checkbox"/>
Graphic Design Fundamentals	HSP Assessment	M	<input checked="" type="checkbox"/>



The **Course attendance report** lists the attendance records of learners in a course.

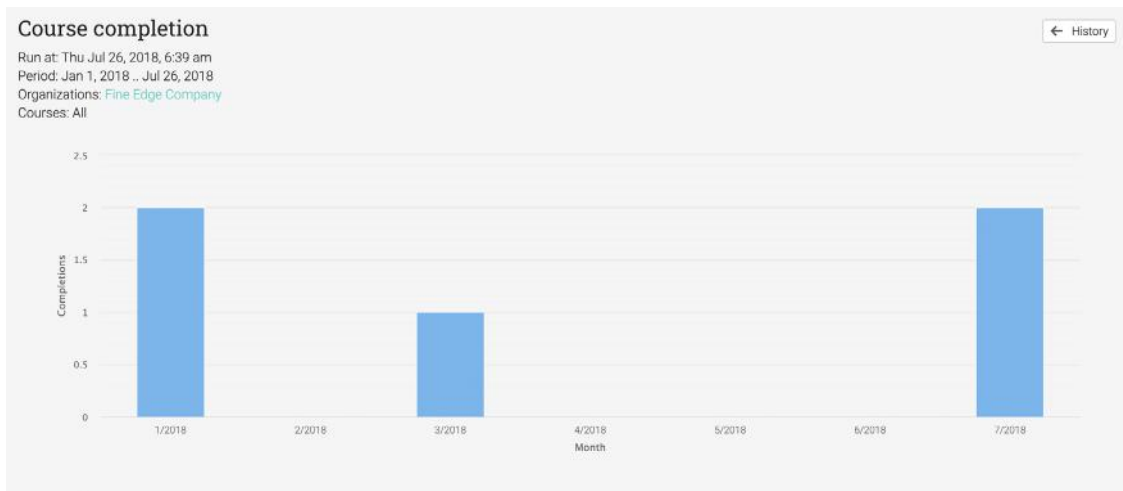
Class attendance report

Run at: Thu Jul 26, 2018, 6:38 am
Period: Jan 1, 2018 .. Jul 26, 2018
Organizations: [Fine Edge Company](#)
Courses: All

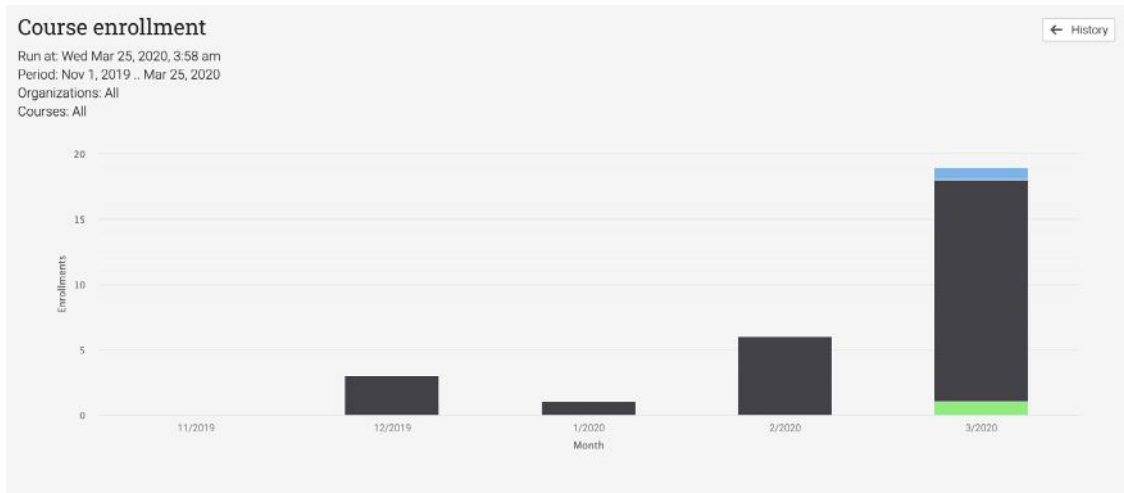
67 matches:

Row	Name	ID	Organization	Course Code	Course Name	Session From	Session To	Student Attendance from	Student Attendance to	Minutes	Percentage
1	Travis Diss	436688	Fine Edge Company	C1	Graphic Design Fundamentals	2018-04-30 19:30	2018-05-30 10:00	19:30	10:00	42630	100%
2	Travis Diss	436688	Fine Edge Company	C1	Graphic Design Fundamentals	2018-05-10 18:09	2018-05-10 22:00	18:09	22:00	231	100%
3	Travis Diss	436688	Fine Edge Company	C1	Graphic Design Fundamentals	2018-06-23 10:34	2018-06-23 11:34	10:34	11:34	60	100%
4	John Willis	436690	Fine Edge Company	C1	Graphic Design Fundamentals	2018-04-30 19:30	2018-05-30 10:00	19:30	10:00	42630	100%
5	John Willis	436690	Fine Edge Company	C1	Graphic Design Fundamentals	2018-06-23 10:34	2018-06-23 11:34	10:34	11:34	60	100%

The **Course completion report** lists the learners that have completed a course.



The **Course enrollment report** lists the learners that have enrolled in a course.



The **Course status report** lists the learners and the completion status for the selected course.

Course status
 Run at: Wed Mar 25, 2020, 3:59 am
 Organizations: All
 Courses: All

[Business strategies](#)
 Link: [Business strategies](#)

Learner	Organization	Due	Completed? / Grade	Enrolled Last visited
Andrews, Julie	Fine Edge Company	3	-	- Never
Balla, Arnold	Fine Edge Company	3	-	- Never
Bertalan, Zsolt	Fine Edge Company	3	-	- 727 days ago
Brat, Tony	Fine Edge Company	-	✓ F 1%	- Never
Corser, Troy	Fine Edge Company	2	F 2%	- 651 days ago

The **Course compliance report** lists the courses that are required for compliance and the compliance status of the enrolled users.

Course compliance
 Run at: Wed Mar 25, 2020, 4:05 am
 Organizations: All
 Courses: All

[Design Patterns](#)
 Link: [Design Patterns](#)

Learner	Organization	Compliant	Enrollment	Note
Aaron, Billy	Fine Edge Company	🟡	Active	
Andrews, Julie	Fine Edge Company	✓	Completed	Compliant forever
Balla, Arnold	Fine Edge Company	🟡	Active	

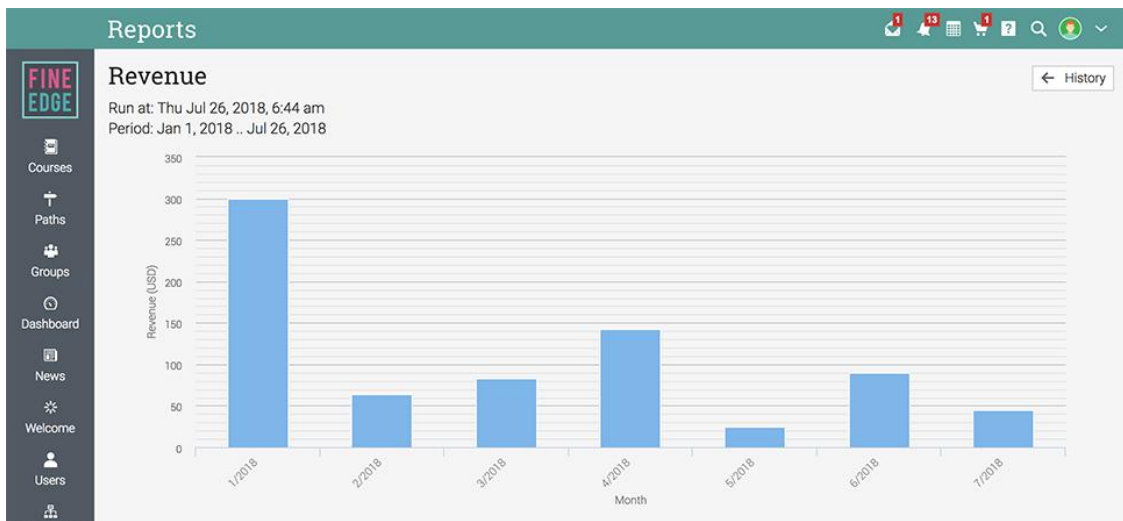
The **Compliance summary report** lists the courses that are required for compliance and their details.

Compliance summary

Run at: Wed Mar 25, 2020, 4:07 am

Course	Organization	✓ Compliant	⚡ In progress	✗ Non-compliant
Design Patterns	Fine Edge Company	1	17	-
Graphic Design Fundamentals	Fine Edge Company	3	19	2

The **Revenue report**, shows the monthly revenue from selling online courses. This report can be used if e-commerce is enabled.



The **Policy documents report**, lists the policy documents of the platform and the users that accepted them.

Reports

Policy documents

Run at: Wed Mar 25, 2020, 4:15 am
Period: Jan 1, 2020 .. Mar 25, 2020

4 matches:

Learner	Joined	Policy Document	Version	Responded at	Accepted
Bertalan, Zsolt	Mar 29, 2016	Policy statement	4	Mar 23, 2020	Yes
Doboaca, Olivia	Mar 8, 2016	Policy statement	4	Mar 16, 2020	Yes
Glass, Graham	Apr 27, 2017	Policy statement	4	Mar 21, 2020	Yes

The **Site statistics report** lists general analytics about the platform.

Item	Value
Learners	33
Instructors	9
Administrators	12
Managers	5
Organizations	8
Courses	13
Archived courses	3
Active enrollments	191
Inactive enrollments	45
Modules	94
Assessments	165
Assessment submissions	549
Business-scope groups	17
Files	3766

The **Organizations report** generates analytics about the organizations of the platform.

ID	Name	Administrators	Instructors	Learners	Managers	Courses	Groups	Paths
47525	Business development	1	0	1	1	0	0	0
93071	CYPHER LEARNING	0	0	0	0	0	0	0
27559	Design Company	0	0	0	0	0	1	0
27562	Design for You	0	0	1	0	0	0	0
25399	Fine Edge Company	11	8	32	2	15	0	2
27560	Future Design	1	0	0	1	0	3	0
25400	None	0	1	1	0	0	0	0
48283	R & D department	0	1	0	1	0	0	0
88045	Support	0	0	0	0	0	0	0
43049	Tech company	0	0	1	0	0	0	0
Total		13	10	36	5	15	4	2

Custom reports

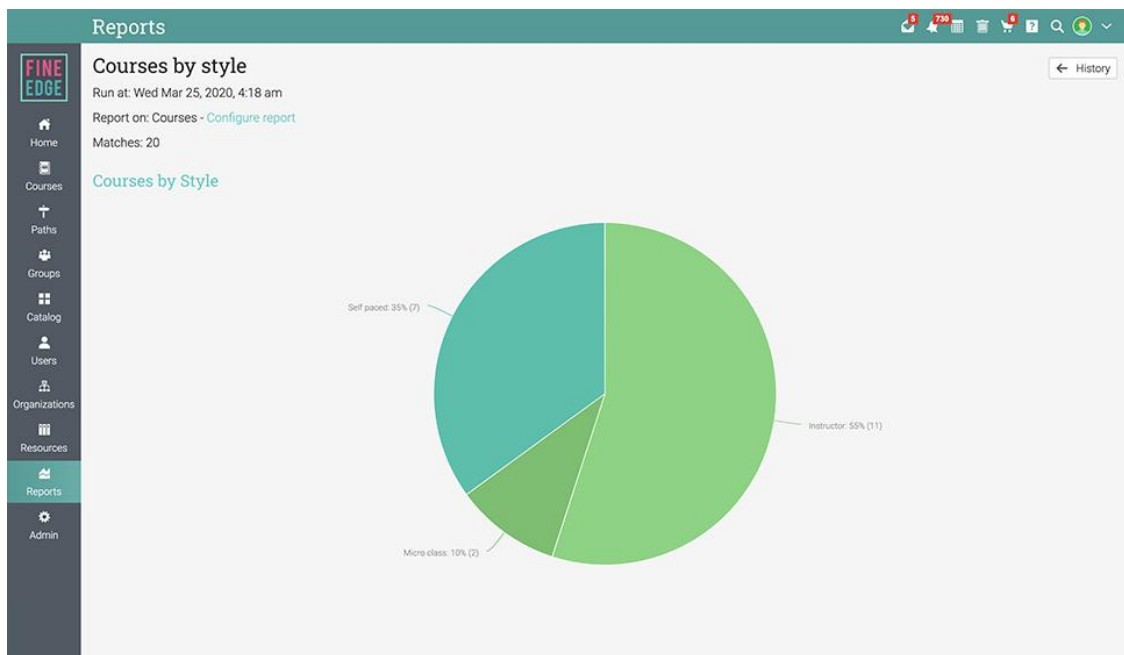
Users can create custom reports with **parameters defined by them**. Custom

reports are **easy to create** and they can be **shared** at a business or network level.

Courses

Administrators and instructors can generate **custom reports on courses by combining data from groups, organizations, users,** and more. For example, they can generate

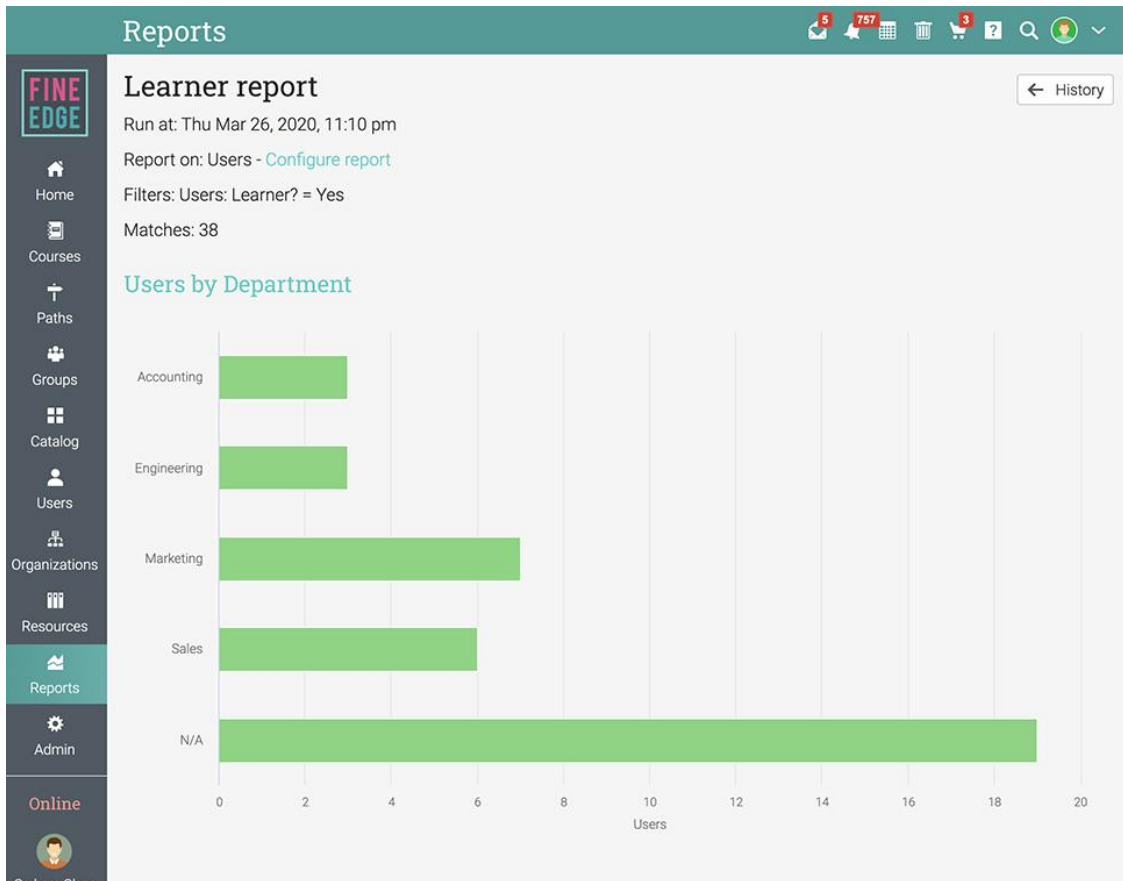
a report that displays a breakdown of how many courses in the entire platform are instructor-led, self-paced, blended, or micro courses.



Users

Administrators can **generate reports at a business level** on all the users and they can customize the output of the report by **selecting only the needed information** about

courses, groups, organizations, and more. For example, they can create a custom report that lists all the learners from the business and their department.



Administrators and instructors can stay informed about various aspects of the platform by running built-in reports or create custom reports.

Groups

Administrators can generate custom reports on all the groups and they can customize the output of the report by selecting only the information that they need. For example,

they can generate a **custom report that displays the number of members by nationality in each group.**



Organizations

Administrators can generate custom reports which include data from each organization combined with information about their courses, groups, orders, users, and more.

For example, they can **generate reports that display the courses from each organization with the selected details.**

Organizations report		
Run at: Wed Mar 25, 2020, 4:24 am		
Report on: Organizations - Configure report		
Related: Classes		
Matches: 2		
Name		
Fine Edge Company		
Classes 17		
Name	Course ID	Style
Graphic Design Fundamentals	43300	Instructor
Photoshop for Beginners	43301	Self paced
Illustrator for Beginners	43302	Instructor
InDesign for Beginners	43303	Instructor

Learning paths

Administrators can generate custom reports on learning paths and they can customize the output of the report by selecting only the information that they need. For example,

they can generate a custom report that **shows information about the learning paths and the organization the learning paths belong to.**

Name	Path ID	Name
Mastering Graphic Design	172	Fine Edge Company

Orders

If the E-commerce feature is enabled, administrators can generate custom reports that displays **data about the sold items, the revenue of each organization** within the

platform, **the users who made purchases,** and more. For example, they can generate a report that lists all the orders from the platform and the items of each order.

Checkout at	Total	User name	ID
2016-06-30T00:51:22-06:00	80.0	zsolt bertalan	119021
Items			
Name			
Beginners Pack			
2016-06-30T00:54:58-06:00	80.0	John Doe	119022
Items			
Name			
Beginners Pack			
2017-01-04T05:25:06-07:00	36.0	Jeremmy Philips	168421
Items			
Name			
Illustrator for Beginners			



About CYPHER Learning

CYPHER Learning is leading the necessary disruption of learning platforms to unleash human potential with modern learning.

CYPHER exists to ignite lifelong passions through personalized, engaging, and limitless learning experiences for all. We give learning and development (L&D) professionals, HR, and trainers more time to train, build human connection into everything we do, and deliver tailored learning experiences that are meaningful and measurable.

Just the way modern learners expect.

The CYPHER platform is easy-to-use, beautifully designed, and infused with AI-powered technology. Every aspect beams thoughtful innovation and engineering that puts people first. Millions of users experience their “just in time, just for me, just the way I want it” approach in 50+ languages with the CYPHER award-winning platform.



To learn more about CYPHER Learning and our modern learning platform, visit us at

www.cypherlearning.com